

3D SOLUTIONS FOR ADVANCED MANUFACTURING

**Seamless workflow
From early product concept
to final production.**

I Table of contents

General

Intro	1
Table of contents	2
About	3
3D Printing Equipment	4
▪ Hardware	5
▪ Software	69
▪ Materials	86

3D Hardware

Industrial 3D Printers	6
▪ 3ntr	8
▪ Anisoprint	15
▪ E-plus-3D	18
▪ UnionTech	27
▪ BUILDER	42
▪ ATMAT	47
▪ Bigrep	51
Post Process	55
▪ PostProcess Technologies	56
▪ Solukon Industrial Powder Removal System	64

Software

▪ AMFG	72
▪ Additiveflow	74
▪ UnionTech	76
▪ 3D Control System	79
▪ Anisoprint	82
▪ 3ntr	84

Materials

▪ Plastic-App	88
▪ 3ntr	90
▪ Anisoprint	92
▪ BUILDER	94

| About us

Become the leading provider in 3D printer industry of unique 3D Printing and additive manufacturing solutions for innovation and technology in Israel. We offer **hardware, software, materials** and **workflow management** solutions for scaling from R&D into production across different applications and market verticals. We focus on excellency in everything we do, advancing with our customers to enable their success.

We place great importance on properly matching needs to the optimal technology and Additive Manufacturing Solutions for streamlining clients' production lines. We assist customers in creating processes that leverage 3D printing with a wide variety of materials. And we integrate these with management solutions, hardware, software, and industrial printing machines.

Ballistic Bit. Facilitating our customers, from characterization to equipment supply and installation, and supported by full service over the years. Our service orientation as a business with a global perspective is built on professionalism and thoroughness in the 3D printer industry.



Efficiency

Among common complications experienced by manufacturers while navigating processes are timeline restrictions and costly prototypes.



Professionals

At Ballistic Bit, we're curious and passionate. We're curious about new technologies and innovation.




Eco Systems

We are tailors of industrial Additive Manufacturing suites.

| Contact us



 ballistic-bit.com

 +972-50-255-6862


 office@ballistic-bit.com

 in



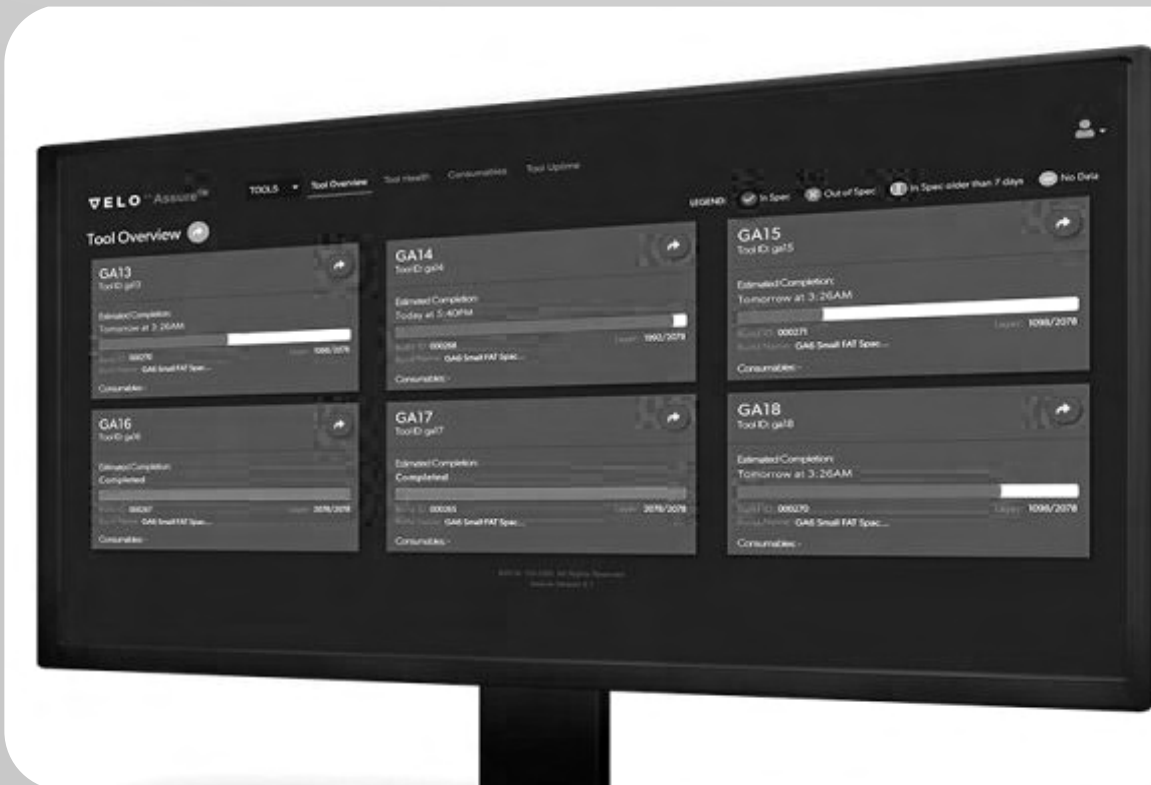


3D Printing Equipment




Hardware

Cutting-edge, high performance industrial grade equipment.




Software

Leverage production, reduce costs and increase reliability with industry-leading solutions.



Materials

To ensure ultimate performance and production quality, we provide a range of engineering-grade materials.



Industrial 3D Hardware Solutions

Cutting-edge, high performance industrial grade equipment.

Ballistic-bit offers a wide selection of industrial grade 3D printers to answer any engineering challenge, made to fill any business needs and budget. Our Industrial 3D printers selection offers additive manufacturing solutions by integrating wide variety of materials from the Metal to composite materials to polymers.

3D Printers


Industrial 3D Printing -
A New Level of Design Freedom



Post Process

Most 3D manufactured parts coming off the printer still require further processing before reaching the end user.





Industrial 3D Printers


A New Level of Design Freedom



3NTR 3D Printers

Ultimately everything is here

- 3NTR Spectral 30
- 3NTR A4v4 \ 3NTR A2v4
- 3NTR A4sp 3D Printer
- Strom
- F1
- VENTO



Anisoprint 3D printers

Anisoprinting continuous 3D fiber printing solution



- Anisoprint Composer A3/A4
- Anisoprint PROM IS 500



EPLUS 3D

Additive Manufacturing 3D Printing Solutions

- EP-M150
- EP-M260
- EP-M300
- EP-M450H, EP-M450
- EP-M650
- EP-P420
- EP-A350/450/650
- EP-A800



BUILDER

Large Scale FDM Printer

3D printer Builder one of the biggest industrial FDM 3D printers available today on the market and comes in 3 different sizes.

- Builder Extreme 1000 Pro
- Builder Extreme 1500 Pro
- Builder Extreme 2000 Pro
- Builder Extreme 3000 Pro



ATMAT 3D Printer

3D printers ,Industrial machines, robotised stations & processing lines production.

- Jupiter 3D Printer
- Saturn 3D Printer
- ATMAT Galaxy 3D Printer



UnionTech SLA 3D Printers

A leader in the field of Stereo Lithography technology.


- Lite 450
- Lite 600
- Lite 800
- Pilot 250
- Pilot 450
- RSPRO 600
- RSPRO 800
- RSPRO 1400
- RS PRO 2100
- Cute 300
- Cute 380
- Evo Dent E140
- UnionTech π200
- UnionTech EvoDent S300



BigRep 3D Printers

LARGE-SCALE INNOVATION.
LIMITLESS CREATIVITY.

- BigRep ONE
- BigRep PRO
- BigRep STUDIO



3NTR 3D Printers

Ultimately everything is here

Explore on website →


3NTR Spectral 30

For Extreme & complex 3D printing challenges



Specifications

- **Printing 4 nozzles x 1.75 mm filament Fully automated nozzle/plate**
- **levelling Drying 4 Vento drying units (5 kg spools max)**
- **Features Magnetic/vacuum tray holder High power liquid cooling**
- **10" touch screen Jam detection Endspool detection**
- **Usable polymers Ultem AM9085F™: PEEK, PEKK, PAEK, PPSU, ABS, ABS ESD+, ABS HD, ABS FAST, ASA, CARBON+, IGLIDUR, NYLON+, nPOWER, GLASS+, PC ABS, PETG, ZWAX**
- **Temperatures Nozzles: 4 x 500° C (no soft polymer capabilities yet)**
- **Plate: 300° C**
- **Chamber: 250° C**
- **Dryers: 115° C**
- **Mechanicals Printing envelope: 300 x 300 x 300 mm**
- **Positioning precision (XYZ): 0.005 mm**
- **Brushless AC motors on XYZ axes**
- **Electrical Power supply: 380 V (EU) or 240 V**
- **Energy consumption: 3.6 A (average), 20 A (line input)**
- **Energy dissipation: TBA Measures size 1158(W)**






3NTR A4v4 \ 3NTR A2v4

Powerful & Compact 3D Printers



Specifications

- **Printing volume (max):** 295x295x200 mm / 600x325x500 mm
- **Nozzles:** 3
- **Nozzle temp. (max):** 450'c
- **Chamber temp. (max):** 90'c
- **Removable trays:** Yes (carbon tray diamond)
- **Mechanical precision (XY):** 0.011 mm
- **Usable polymers:** **ABS, ABS ESD+, ABS HD, ABS FAST, PC ABS, PETG, ASA, ELASTO 85 / ELASTO 95, ZWAX, IGLIDUR, NYLON+, GLASS+, CARBON+, nPOWER**
- **Elastomer print:** Yes (opt.)
- **Layer thickness (min/max):** 0.1 / 0.6 mm
- **Software and operating system:** SSI on Windows 32/64
- **Network connection:** Optional
- **Certifications:** CE
- **Peak current:** 5 A/230V
- **Measures size and weight:** 528(L) x 515(P) x 615(H) mm Peso: 43Kgv




3NTR A4sp 3D Printer

A super compact, Industrial standard workhorse, made to fit on your desktop.



Specifications

- **Printing volume (max):** 295x295x200 mm / 600x325x500 mm
- **Build size:** 300x171x200mm
- **Extruder #1** of 2.85
- **Extruder #2 and #3 from 1.75:**
 - +Kit ABS (ABS 2.85 + SSU00 1.75)
 - +Kit AM200 (AM200 + SP001 , 1.75)
- **Print Technology:** FDM/FFF
- **Material Compatibility:** **ABS, ABS FAST, ASA, ELASTO 85 / ELASTO 95, NYLON+, GLASS+, CARBON+, PEAK AM200**
- **Print Bed:** Heated Carbon plate
- **Printer Dimensions:** 528x515x615mm
- **Connections:** remote capable



STORM

Modular Drying Unit



Specifications


- **Weight:** 135 Kg
- **Voltage:** 230 Vac
- **Max temperature:** 115 ° C
- **Peak power (at 115 ° C):** 2250 W *
- **Average power(at 115 ° C):** 1250 W *
- **UPS:** 1 unit 3000VA
- **Drying:** Up to 3 VENTO units
- **Air filter:** 1 unit F1
- **Print server:** 1

F1

HEPA / VOC filter for 3D printers

No matter what **3D polymer** you are printing with, even the safest and most bio-based ones will emit **micro- and nano-particles**.

The **F1 filter unit** for 3ntr 3D printers is equipped with an **industrial HEPA filter** and an **activated carbon filter** and is designed to minimize the emission of both nano particles (over 0.5 microns), and volatile organic compounds, for a healthier work environment.



Italian 3D printer filter

We have accepted no compromises: the **F1 unit's filter** cartridges are produced in Italy, for truly reliable performance. The quality is verified according to the BIA HI / 487 guidelines .

We want to reassure you further: The **emissions** of 3ntr 3D printers, even without a filter unit, are **20 times lower than those of a common office laser printer / copier**. With the F1 unit you will further reduce these emissions.

Universal 3D printer filter

F1 is the filter compatible with all 3ntr, **A2 and A4 3D printers**.

Its **installation** is also very **simple**: adding an F1 filter unit to any 3ntr printer does not require special skills (you just need to know how to use a screwdriver). The F1 filter unit can also be housed in a **STORM** modular unit.




VENTO


Dryer Unit for 3D Printers



Specifications

- **Weight:** 25 Kg
- **Voltage:** 230 Vac
- **Maximum temperature:** 115° C
- **Peak power:** 920 W
- **Average Power:** 85 W





 **anisoprint**


Anisoprint 3D Printers

Anisoprint is offering a unique 3D printing solutions for composite 3D printing. With over of 10 years of experience in composite printing, Anisoprint makes a continuous 3D fiber printing a reality. Anisoprint's composite solution can print parts that are 30 times stronger than plastic, yet 7 times lighter then steel. This is possible because of the fully customizable lattice and fiber layout

Explore on website →






Scroll down to view all printers



Anisoprint Composer A3/A4

Desktop 3D Printer Composers



Specifications


- **Printing technology:** Composite Fiber Co-extrusion (CFC)
- **Layer thickness, min:** 60µm

Print head

- **Dual nozzle:** FFF extruder ; CFC extruder with reinforcing filament cutting
- **Nozzle diameter, FFF:** 0.4 mm
- **Print speed, FFF:** 10 mm/sec - 80 mm/sec
- **Print speed, CFC:** 1 mm/ sec - 10 mm/sec
- **Plastic filament diameter:** 1.75mm

Anisoprint PROM IS 500

Carbon fiber 3d printer



Specifications

- **Printing technology:** Composite Fiber Co-extrusion (CFC) Fused Filament Fabrication (FFF)
- **Layer thickness, min:** 60µm
- **Number of print heads:** Up to 4
- **Print head cooling system:** Liquid
- **Nozzle diameter, FFF:** 0.4mm... 1.5 mm
- **Nozzle diameter, FFF:** 0.4mm... 1.5 mm


Compatible plastics: Any plastic with processing

- **PLA, ABS, PETG, PA (NYLON+), TPU Filament, PC, ASA SBS** (Also any CF\GF filled plastics using hardend steel nozzle);
- **High temperature plastics(up to 400C):** PEEK, PEI

Reinforcing fiber:

- **Anisoprint CCF 1.5k** (Composite Carbon Fiber).
- **Anisoprint CBF** (Composite Basalt Fiber).
- **Anisoprint CCF 3k** (Composite Carbon Fiber).






EPLUS 3D Printers

Founded in 2014, EPlus3D has been in the forefront of AM technology providing industrial manufacturing solutions for 25 years. Specializing in MPBF™ (Metal Powder Bed Fusion), PPBF™ (Polymer Powder Bed Fusion) and Stereo lithography 3D printing technology, Eplus3D provides professional , provides professional application solutions for the fields of Aerospace, Automotive, Tooling, Health, Dental, Consumer Goods, Precision Manufacturing.

Explore on website →



Scroll down to view all printers



EP-M150

High Compact & High Precision Metal Additive Manufacturing Equipment



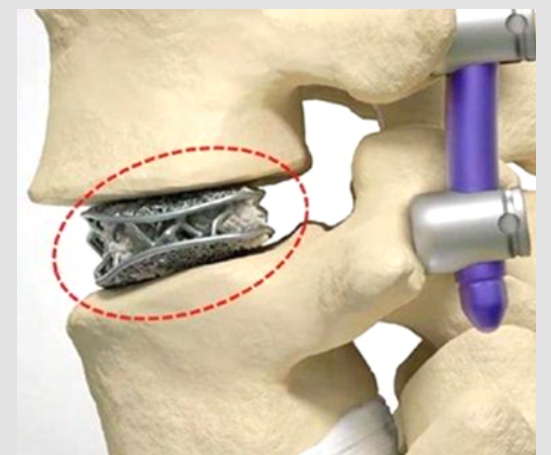

Technical specifications

Machine Model	EP-M150	EP-M150 Dental	EP-M150 PRO
Build Chamber (XxYxZ)	Φ150mmx120mm ³	Φ 153mmx80mm ³	Φ153mmx240mm ³
Optical System	Fiber Laser, 200W/500W (single or dual-laser optional)	Fiber Laser, 200W (single or dual-laser optional)	Fiber Laser, 500W (single or dual-laser optional)
Spot Size	40-70μm	70μm	70μm
Max Scan	8m/s	8m/s	8m/s
Building Speed	Single laser: 5~7.5cm ³ /h Dual laser: 8.5~12.75cm ³ /h	Single laser: 5~20cm ³ /h Dual laser: 8~35cm ³ /h	Single laser : 5~7.5cm ³ /h Dual laser : 8.5~12.75cm ³ /h
Layer Thickness	200W laser: 20μm -50μm 500W laser: 20μm-100μm	200W laser: 20μm -50μm	20μm -100μm
Material	Titanium Alloy, Nickel Alloy, Maraging Steel, Stainless Steel, Cobalt Chrome, Copper Alloy	Titanium Alloy, Cobalt Chrome	Titanium Alloy, Aluminium Alloy, Nickel Alloy, Maraging Steel, Stainless Steel, Cobalt Chrome, Copper Alloy
Power Supply	220V, 50~60Hz, 3KW, 16A	220V, 50~60Hz, 4.2KW, 14A (Dual laser: 5.8KW, 19A)	380V, 3P/N/PE, 50~60Hz, 12KW, 32A

EP-M260



An ideal additive manufacturing solution for medium size 3d printed parts and small batch production






Technical specifications

- **Build Chamber (XxYxZ):** 266x266x390mm³
- **Optical System:** Fiber Laser, 500W/1000W
- **Spot Size:** 80~120μm
- **Max Scan Speed:** 8m/s
- **Building Speed: Single laser:** 15~35cm³/h Dual laser: 25~55cm³/h
- **Layer Thickness:** 20-120μm
- **Material:** Titanium Alloy, Aluminium Alloy, Nickel Alloy, Maraging Steel, Stainless Steel, Cobalt Chrome, Copper Alloy
- **Power Supply:** 380V, 50/60Hz, 10KW, 24A (Dual laser: 12KW, 30A)
- **Gas Supply:** Ar/N₂
- **Oxygen Content:** ≤100 ppm
- **Dimension (WxDxH):** 2800x1300x2410mm³
- **Weight:** 2300kg
- **Software:** EP Control, EPHatch
- **Input Data Format:** STL or other Convertible File

EP-M300

High Productivity Metal AM Machine Metal Powder Bed Fusion





Technical specifications

- **Build Chamber (XxYxZ):** 305x305x450mm
- **Optical System:** Fiber Laser, 500W/1000W (single or dual-laser optional)
- **Spot Size:** 90-130 μ m
- **Max Scan Speed:** 8m/s
- **Building Speed: Single laser:** Single laser: 15~35cm/h Dual laser : 25~63cm/h
- **Layer Thickness:** 20-120 μ m
- **Material:** Titanium Alloy, Aluminium Alloy, Nickel Alloy, Maraging Steel, Stainless Steel, Cobalt Chrome, Copper Alloy
- **Power Supply:** 380V, 3P/N/PE, 50 / 60Hz, 25kW, 65A
- **Gas Supply:** Ar/N₂
- **Forming chamber oxygen content:** <100ppm
- **Dimension (WxDxH):** 2990*1320*2590mm
- **Weight:** 2900kg
- **Software:** EP-Hatch, EP Contro
- **Input Data Format:** STL file or other convertible format

EP-M450H, EP-M450



Large Size & High Speed & Reliable Production
Metal Additive Manufacturing System



Machine Model	EP-M450H	EP-M450
Build Chamber (XxYxZ)	455*455*1100 mm ³	455*455*500 mm ³
Optical System	Machine Model Fiber Laser 500W/1000W (single or dual-laser optional)	Machine Model Fiber Laser 500W/1000W (single or dual-laser optional)
Spot Size	90-130μm	90-130μm
Layer Thickness	20-120μm	20-120μm
Max Scan Speed	8m/s	8m/s
Building Speed	Single Laser: 15~35cm ³ /h Dual Laser: 35~65cm ³ /h	Single Laser: 15~35cm ³ /h Dual Laser: 35~65cm ³ /h
Material	Titanium Alloy, Aluminium Alloy, Nickel Alloy, Maraging Steel, Stainless Steel, Cobalt	380V, 50 / 60Hz, 21kW, 56A (Dual Laser: 23kW, 61A)
Power Supply	380V, 50 / 60Hz, 25kW, 60A (Dual Laser: 27kW, 65A)	Titanium Alloy, Cobalt Chrome
Gas Supply	Ar/N2	Ar/N2
Forming chamber oxygen content	< 100ppm	< 100ppm
Dimension (WxDxH)	8250*3850*4750mm ³	5700*3220*3090mm ³
Weight	15000kg	10000kg
Software	EPLUS 3D, EPHatch	EPLUS 3D, EPHatch
Input Data Format	STL file or other convertible format	STL file or other convertible format

EP-M650

Quad Laser Large Size Metal Additive Manufacturing System




Technical specifications

- **Build Volume (XxYxZ):** 655x655x800mm³
- **Optical System:** Fiber Laser4*500W
- **Spot Size:** 90-130um
- **Max Scan Speed:** 8m/s
- **Building Speed:** 120cm /h
- **Layer Thickness:** 20-120µm
- **Material:** Titanium Alloy, Aluminium Alloy, Nickel Alloy, Maraging Steel, Stainless Steel, Cobalt Chrome, Copper Alloy
- **Substrate heating:** Substrate heating temperature 200c
- **Power Supply:** 380V, 3P/N/PE, 50 / 60Hz, 25kW, 65A
- **Gas Supply:** Ar/N2
- **Forming chamber oxygen content:** <100
- **Dimension (WxDxH):** 5880*3840*3630mm
- **Weight:** 15000kg
- **Software:** EP-Hatch ,EP Control
- **Input Data Format:** STL file or other convertible format

EP-P420

SELECTIVE LASER SINTERING 3D PRINTER



Technical specifications

- **Build Volume (XxYxZ):** 420×420×465mm³(L×W×H)
- **Dimension:** 1680*1400*2470mm³(X*Y*Z)
- **Gas Supply:** N2
- **Machine Weight:** Approx. 2000kg
- **Scanning Speed:** Max. 13m/s, sky-writing
- **Max. Chamber Temperature:** 260C
- **Power Supply:** 380V, 50Hz 3-phase
- **Layer Thickness:** 0.06mm-0.30mm
- **Laser Power:** CO2 laser, 120W
- **Scanning System:** Dynamic scanning focus + High-precision galvo system
- **Thermal Field Contro:** Independent four-zone temperature control system
- **Temperature Regulation:** Continuous real-time building surface temperature monitoring
- **Control Software:** Eplus3D Printing Software
- **Output Data Forma:** STL .OBJ .STEP or other convertible file
- **Material:** PA11,PA12,PA6 and it's composites

EP-A350/450/650

3D PRINTER STEREO LITHOGRAPHY




Technical specifications

Machine Model	EP-M150	EP-M150 Dental	EP-M150 PRO
Build Volume	350 x 350 x 300 mm	450 x 450 x 350 mm	650 x 600 x 400 mm
Layer thickness	mm~0.25 0.05 mm to choose	mm~0.25 0.05 mm to choose	mm~0.25 0.05 mm to choose
Spot Size	mm~0.2 mm (standard) 0.08 mm~0.8 mm (optional Variobeam) 0.08		
Build Accuracy	08mm; .08% \times L.	1mm; 1% \times L.	1mm; 1% \times L.
Laser	Diode-pumped solid-state laser Nd:YVO4 wavelength:355 nm		
Scanning	15m/s (max)6-10 (typical)	15m/s (max)6-10 (typical)	15m/s (max)6-10 (typical)
Dimensions	1100*950*1640 mm	1350*1200 *2050 mm	1500 *1300*2200 mm
Net Weight	kg 440	kg 900	kg 900
Resin	kg 70	kg 120	kg 250


EP-A800

LARGE SIZE PARTS & MASS PRODUCTION
SOLUTION RESIN 3D PRINTER



Technical specifications

- **Build Volume (X*Y*Z):** 800mm*800mm*450mm (The height can be customized up to 550mm)
- **Build Accuracy*:** 0.15mm ±0.15% xL
- **Layer Thickness:** 0.05mm~0.25mm
- **Scan speed: Typical speed:** 6-12m/s
- **Max weight of one-time produced part:** 120Kg
- **Laser Optical scanning system:** Galvanometer Scanners system
- **laser:** DPSSL (Diode-pumped solid-state laser), 3W
- **Optical focusing system:** F-theta lens
- **Spot size: Invariant spot:** 0.08-0.2mm Variant spot: 0.08~0.8mm (VarioBeam Module required)
- **Motion platform:** Marble platform (00 level)



UnionTech
Create your imagination


UnionTech SLA 3D Printers

Founded in 2014, EPlus3D has been in the forefront of AM technology providing industrial manufacturing solutions for 25 years. Specializing in MPBF™ (Metal Powder Bed Fusion), PPBF™ (Polymer Powder Bed Fusion) and Stereo lithography 3D printing technology, Eplus3D provides professional , provides professional application solutions for the fields of Aerospace, Automotive, Tooling, Health, Dental, Consumer Goods, Precision Manufacturing.

Explore on website →



Scroll down to view all printers





Lite 450

Industrial Resin SLA 3d Printer



Technical specifications

- **Technology Type:** Stereolithography (SLA)
- **Build Envelope Capacity:** 450 × 450 × 350
- **Accuracy:**
 - L < 100 mm: ±0.1 mm
 - L < 100 mm: ±0.1 mm
- **Layer Thickness:** 0.05 - 0.25 mm
- **Recoater Frame:** Granite
- **Laser:** 355 nm, solid-state frequency tripled - Nd: YVO₄
- **laser:** DPSSL (Diode-pumped solid-state laser), 3W
- **Beam Size:** 0.12 - 0.8 mm
- **Scanning Speed:** 8 - 15 m/s



Lite 600

Industrial SLA 3D Printer



Technical specifications

- **Technology Type:** Stereolithography (SLA)
- **Build Envelope Capacity:** 600 × 600 × 400
- **Accuracy:**
 - L < 100 mm: ±0.1 mm
 - L ≥ 100 mm: ±0.1% × L
- **Layer Thickness:** 0.05 - 0.25 mm
- **Recoater Frame:** Granite
- **Laser:** 355 nm, solid-state frequency tripled - Nd: YVO₄
- **laser:** DPSSL (Diode-pumped solid-state laser), 3W
- **Beam Size:** 0.12 - 0.8 mm
- **Scanning Speed:** 8 - 15 m/s



Lite 800

Industrial SLA 3D Printer



Technical specifications

- **Technology Type:** Stereolithography (SLA)
- **Build Envelope Capacity:** 800 × 800 × 550
- **Accuracy:**
 - L < 100 mm: ±0.15 mm
 - L ≥ 100 mm: ±0.15% x L
- **Layer Thickness:** 0.07 - 0.25 mm
- **Recoater Frame:** Marble
- **Laser:** 355 nm, solid-state frequency tripled - Nd: YVO₄
- **laser:** DPSSL (Diode-pumped solid-state laser), 3W
- **Beam Size:** 0.12 - 0.9 mm
- **Scanning Speed:** 8 - 15 m/s (Typical) , 18 m/s (Maximum)




Pilot 250

Industrial SLA 3D Printer



Technical specifications

- **Technology Type:** Stereolithography (SLA)
- **Build Envelope Capacity:** 250 × 250 × 250
- **Accuracy:**
 - L < 25.4 mm: ±0.025 mm
 - L ≥ 25.4 mm: ±0.1% x L
- **Layer Thickness:** 0.05 - 0.25 mm
- **Recoater Frame:** Granite
- **laser:** 355 nm, solid-state frequency tripled - Nd: YVO₄
- **Beam Size:** 0.06 - 0.8 mm
- **Scanning Speed:** 6 - 10 m/s




Pilot 450

Industrial SLA 3D Printer



Technical specifications

- **Technology Type:** Stereolithography (SLA)
- **Build Envelope Capacity:** 450 × 450 × 400mm
- **Accuracy:**
 - L < 100 mm: ±0.1 mm
 - L ≥ 100 mm: ±0.1% × L
- **Layer Thickness:** 0.05 - 0.25 mm
- **Recoater Frame:** Granite
- **Laser:** 355 nm, solid-state frequency tripled - Nd: YVO₄
- **Beam Size:** 0.06 - 0.8 mm
- **Scanning Speed:** 6 - 10 m/s



RSPro 600

A New Dimension in Stereolithography 3D Printing



Technical specifications

- **Technology Type:** Stereolithography (SLA)
- **Build Envelope Capacity:** 600 × 600 × 500mm
- **Accuracy:**
 - L < 100 mm: ±0.1 mm
 - L ≥ 100 mm: ±0.1% × L
- **Layer Thickness:** 0.05 - 0.25 mm
- **Recoater Frame:** Granite
- **Laser:** 355 nm, solid-state frequency tripled - Nd: YVO₄
- **Beam Size:** 0.12 - 0.2 mm
- **Scanning Speed:** 6 - 10 m/s



RSPro 800

Industrial SLA 3D Printer



Technical specifications

- **Technology Type:** Stereolithography (SLA)
- **Build Envelope Capacity:** 800 × 800 × 550 mm
- **Accuracy:**
 - L < 100 mm: ±0.15 mm
 - L ≥ 100 mm: ±0.15% x L
- **Layer Thickness:** 0.07 - 0.25 mm
- **Recoater Frame:** Granite
- **Laser:** 355 nm, solid-state frequency tripled - Nd: YVO₄
- **Beam Size:** 0.12 - 0.2 mm
- **Scanning Speed:** 6 - 10 m/s




RSPro 1400

Mid Size SLA 3D Printer



Technical specifications

- **Technology Type:** Stereolithography (SLA)
- **Build Envelope Capacity:** 1400 × 700 × 500 mm
- **Accuracy:**
 - L < 100 mm: ±0.2 mm
 - L ≥ 100 mm: ±0.2% x L
- **Layer Thickness:** 0.1 - 0.25 mm
- **Recoater Frame:** Granite
- **Laser:** 355 nm, solid-state frequency tripled - Nd: YVO₄
- **Beam Size:** 0.12 - 0.2 mm
- **Scanning Speed:** 6 - 10 m/s



RSPro 2100

Large SLA 3D Printer




Technical specifications

- **Technology Type:** Stereolithography (SLA)
- **Build Envelope Capacity:** 2100 × 700 × 800 mm
- **Accuracy:**
 - L < 100 mm: ±0.2 mm
 - L ≥ 100 mm: ±0.2% × L
- **Layer Thickness:** 0.1 - 0.25 mm
- **Recoater Frame:** Granite
- **Laser:** 355 nm, solid-state frequency tripled - Nd: YVO₄
- **Beam Size:** 0.1 - 0.85 mm
- **Scanning Speed:** 8 - 15 m/s



Cute 300

Industrial DLP 3D Printer



Technical specifications

- **Technology Type:** Digital Light Processing (DLP)
- **Build Envelope Capacity:** 250 × 140 × 240 mm
- **Accuracy:** ±0.05 mm
- **Printing Speed:** 40 mm/h
- **Resolution:** 3840 × 2160 HD
- **Light Source:** UV LED
- **Projection Method:** Bottom-up projection
- **Layer Thickness:** 0.05 - 0.1 mm
- **Pixel Size:** 65 μm
- **Wavelength:** 405 nm

Cute 380

Large Industrial DLP 3D Printer



Technical specifications

- **Technology Type:** Digital Light Processing (DLP)
- **Build Envelope Capacity:** 384 × 216 × 300 mm
- **Accuracy:** ±0.06 mm
- **Printing Speed:** 40 mm/h
- **Resolution:** 3840 × 2160 HD
- **Light Source:** UV LED
- **Projection Method:** Top-down projection
- **Layer Thickness:** 0.1 mm
- **Pixel Size:** 65 μm



UnionTech EvoDent S300

A Precision, Quality and Reliability 3D printer for Dentistry.

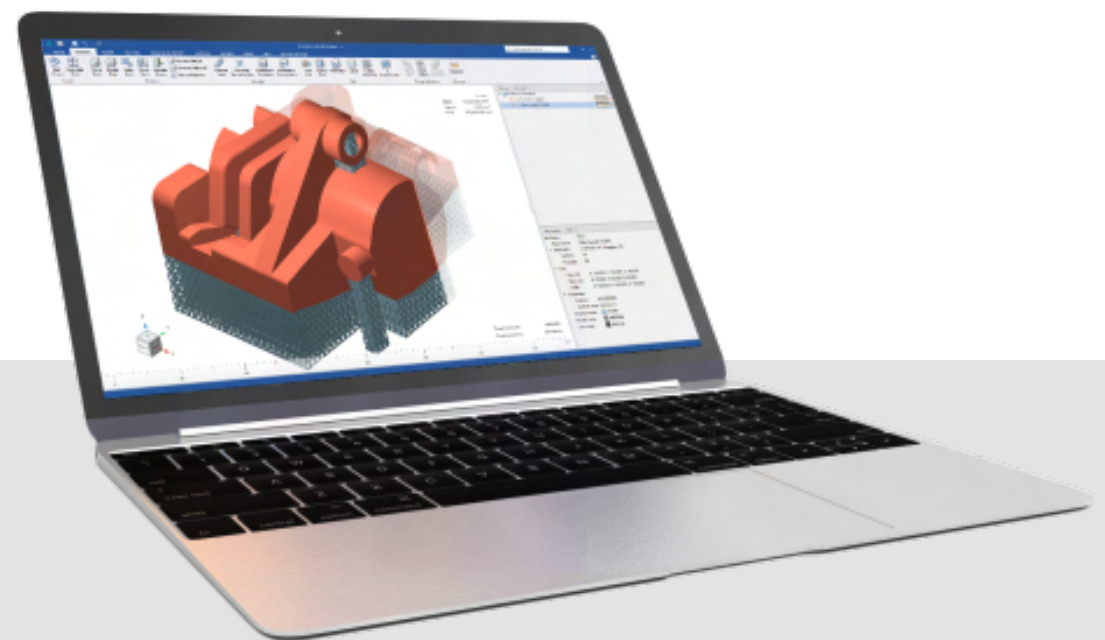


Technical specifications

- **Technology Type:** Digital Light Processing (DLP)
- **Build Envelope Capacity:** 249.6 x 140.4 x 240 mm
- **Accuracy:** ± 0.05 mm
- **Printing Speed:** 40 mm/h
- **Resolution:** 3840 x 2160 HD
- **Light Source:** UV LED
- **Projection Method:** Bottom-up projection
- **Layer Thickness:** 0.05 - 0.1 mm
- **Pixel Size:** 65 μ m

EvoDent E140

Chairside 3D Printer



Technical specifications

- **Technology Type:** Digital Light Processing (DLP)
- **Build Envelope Capacity:** 144 x 81 x 80 mm
- **Accuracy:** ± 0.05 mm
- **Printing Speed:** 40 mm/h
- **Resolution:** 1920 x 1080 HD
- **Light Source:** UV LED
- **Projection Method:** Bottom-up projection
- **Layer Thickness:** 0.05 - 0.1 mm
- **Pixel Size:** 75 μ m




UnionTech π200

Ultra-precision DLP 3D Printer



Technical specifications

- **Technology Type:** Digital Light Processing (DLP)
- **Build Envelope Capacity:** 192 × 108 × 200 mm
- **Accuracy:** ±0.05 mm
- **Printing Speed:** 40 mm/h
- **Resolution:** 3840 × 2160 HD
- **Light Source:** UV LED
- **Projection Method:** Bottom-up projection
- **Layer Thickness:** 0.05 - 0.1 mm
- **Pixel Size:** 50 μm




BUILDER

Large Scale FDM Printers


3D printer Builder one of the biggest industrial FDM 3D printers available today on the market and comes in 3 different sizes.

All the models come with Builder's self-developed Dual-Feed extruder, a 7-inch touch display, a heated bed (up to 60°C) and an on-board camera, Wi-Fi connection and an integrated UPS system which enables you to finish a print after an unexpected power cut.

Explore on website →





Scroll down to view all printers



Builder Extreme 1000 Pro

An optimal solution between small desktop FDM printers and large, industrial machines.




Technical specifications

- **Build size:** 700x700x820 mm (LxWxH)
- **Extruder:** Dual-Feed system developed in-house
- **Print speed:** 300 mm/s
- **Travel speed:** 500 mm/s
- **Layer height resolution:** 0,1-0,9 mm (depending on the nozzle)

Builder Extreme 1500 Pro



Large format 3D printer unique size, which make it the perfect machine for every office environment.





Technical specifications

- **Build size:** 1100x500x820 mm (LxWxH)
- **Extruder:** Dual-Feed system developed in-house
- **Print speed:** up to 300 mm/s
- **Travel speed:** up to 500 mm/s



Builder Extreme 2000 Pro

One of the biggest large format 3D printers available on the market.





Technical specifications

- **Technology:** FDM/FFF (Fused Deposition Modeling)
- **Print head:** Mono- or Dual-Feed extruder
- **Print speed:** 300 mm/s
- **Build size:** 700x700x1700 mm (XYZ)
- **Filament diameter:** 1,75 mm



Builder Extreme 3000 Pro


Extremely large build volume



Technical specifications

- **Technology:** FDM/FFF (Fused Filament Fabrication)
- **Extruder:** Direct drive 1.75mm
- **Printer Dimensions:** 1500x1380x1550mm
- **Print Bed:** Heated Aluminum plate






ATMAT 3D Printers


3D printers ,Industrial machines, robotised stations & processing lines production.

We use the latest technology, reach for unconventional solutions, create what the current market lacks. We take part in creation of World, where technological boundaries don't exist and the only limitation is imagination.

Explore on website →



Scroll down to view all printers



Jupiter 3D Printer

The largest industrial-class 3D printers in Europe



Technical specifications

- **Printing technology:** FFF (FDM)
- **Working area:** X:2000 Y:1000 Z:1000 mm

Housing:

- Stable, aluminium sheet construction.
- Light column and safety switch on the
- Separate cabinet for the materials.
- **Printing environment:** Closed working chamber with temperature control.

Saturn 3D Printer

3D Printer Large Objects



Technical specifications


- **Printing technology:** FFF (FDM)
- **Working area:** X:1200 Y:1000 Z:1000 mm

Housing:

- Stable, aluminium sheet construction. Light column and safety switch on the outside of the housing. Separate cabinet for the materials.
- **Printing environment:** Closed working chamber with temperature control
- **Max. chamber temperature:** 45°C

ATMAT Galaxy 3D Printer

Reliable precision of creation




Technical specifications

- **Printing technology:** FFF (FDM)
- **Working area:** X:400 Y:400 Z:500 mm
X:500 Y:500 Z:600 mm

Housing:

- Stable, aluminium, closed construction. Separated cases for filaments and consumables.
- **Printing environment:** Closed working chamber with temperature control
- **Max. chamber temperature:** 45°C



bigrep

Bigrep 3D Printers


Founded in 2014, BigRep set sail to transform the 3D printing and manufacturing business. With its 1m³ volume, the BigRep ONE opens the gateway to a new dimension of 3D printing and 3D manufacturing, while the BigRep STUDIO allows fast and precise large-scale 3D printing.

From furniture to vehicles to robotics, we think everything is possible. We want you to envision everything from human scale robot parts, sculptural artworks in all their full-dimensional glory, and dream the impossible world-changing designs of tomorrow while enabling you to print them today using one of our 3D printers.

[Explore on website](#) →





Scroll down to view all printers




Bigrep ONE

LARGE-FORMAT 3D PRINTER AT
AN ACCESSIBLE PRICE



Technical specifications

- **Version:** ONE.4
- **Build Volume:** x 1005 y 1005 z 1005 (mm) (x 39.5 y 39.5 z 39.5 inch)
- **Layer Heights:** 0.3 mm, 0.6 mm, 1.0 mm Other layer heights supported through slicer
- **Speed | Acceleration (XY):** 500 mm/s | 400 mm/s²
- **Extruders:** Fiber-Ready Power Extruder (PEX) interchangeable nozzles with fiber-ready 0.6 mm / 1 mm nozzles and a high-flow 2 mm nozzle
- **Certified BigRep Materials** HI-TEMP, HI-TEMP CF, PETG, PLA, PLA Antibacterial, PLA Ultralight, PLX, Pro HT, TPU, Other filaments upon request
- **Support Materials:** BVOH, Other filaments upon request
- **Print bed Temperature:** Max. 80 °C (176 °F)
- **Machine Size:** x 1850 y 2250 z 1725 (mm) (x 72.8 y 88.6 z 67.9 inch)
- **Machine Weight:** Approx. 460 kg (1,014 lb)
- **Power:** 208 V – 240 V, 16 A, 50 / 60 Hz
- **Safety Certifications:** CE approved (Enclosure Add-On required)




Technical specifications

- **Version:** BigRep PRO.2
- **Build Volume:** Up to x 1020, y 970, z 985 mm (x 40, y 38, z 38.5 in)
- **Materials:** PLA, HI-TEMP CF, PRO HT, PETG, ASA, PA6/66, PA12-CF
Water Soluble **BVOH**
Other filaments upon request
- **Slicing Software:** BigRep BLADE
- **Extruders:** Fiber-Ready PRO ACE Extruder
- **Layer Heights:** 0.3 mm, 0.6 mm (Other layer heights supported through slicer software)
- **Nozzle Diameters:** 0.6 mm, 1.0 mm
- **Speed | Acceleration (XY):** Max. 600 mm/s | Max. 5000 mm/s²
- **Achievable Part Accuracy:** ±0.2mm or ±0.002mm/mm (whichever is greater)*
- **Material Storage:** 2x sealed keep dry filament chambers supporting up to 8 kg spools each
- **Machine Size:** x 1950 y 2500 z 2105 mm / x 77 y 98 z 83 inches (with tower)
- **Machine Weight:** Approx. 1550 kg (3417 lb)
- **Power:** 3 Phase 400V AC, PE, 16 A, 50 / 60 Hz
- **Safety Certifications:** UL, CE, EC Machinery Directive 2006/42/EC Compliant



Technical specifications

- **Build Volume:** x 1000 y 500 z 500 mm
- **Compatible BigRep Materials:** ASA, ABS, BVOH, HI-TEMP, PA6/66, PETG, PLA, PLX, PRO HT, PVA, TPU
- **Extruder Type:** Dual Fiber Extruder
- **Nozzle Type:** Tool Steel Nozzle
- **Layer Height:** 0.1 - 0.4 mm
- **Filament diameter:** 2.85 mm
- **Nozzle Temperature:** 280 °C max.
- **Build Volume Temperature:** 40 °C max.
- **Print Speed:** 100 mm/s max.
- **Position Repeatability:** ± 0.1 mm
- **Bed Surface:** Polyimide
- **Bed Temperature:** 100 °C max.
- **Bed Heating Time:** 80 °C in 15 min
- **Materials Storage:** Heated Filament Chamber (max. 60 °C)
- **Monitoring:** Out of Filament Sensor, Door Sensor, Webcam
- **Machine Dimensions:** x 1715 y 1170 z 1765 mm
- **Approx. Weight:** 550 kg
- **Power:** 208-240V, 16A, 50/60 Hz
- **Connectivity:** USB, LAN
- **Optional Fume Extraction Airflow:** 150 m³/h min.
- **Safety Certification:** CE



Post Process

Most 3D manufactured parts coming off the printer still require further processing before reaching the end user. Traditional post processing methods are expensive and time consuming, cannot meet large volume demands, and are prone to breakage.



PostProcess Technologies 3D printing post processing solutions


- Post Process RADOR™
- Post Process BASE™
- Post Process DECI Duo™
- Post Process NITOR™
- Post Process DEMI 4000™ Series
- Post Process DECI™
- Post Process DEMI 800™ Series
- Post Process DEMI 400™ Series



Solukon Industrial powder removal systems

Specialize in de-powdering
tough to handle materials.

- SFM-AT200
- SFM-AT350
- SFM-AT800 / -S
- SFM-AT1000-S




PostProcess Technologies

Most 3D manufactured parts coming off the printer still require further processing before reaching the end user. Traditional post processing methods are expensive and time consuming, cannot meet large volume demands, and are prone to breakage. Automating the cleanup process of the freshly 3d printed parts can reduce substantially man work hours and achieve a higher reliability of the printed parts along with producing consistent results, no matter what technology was used to create it.

[Explore on website](#) →




Scroll down to view all post process



Post Process RADOR™

Surface Finish post processor with variable surface roughness (Ra).



Software Features

- Intelligent cycle times
- Variable detergent dosing

Hardware Features

- Urethane coated envelope
- Textured powder coated enclosure
- Optimized noise suppression enclosure
- Multi-position, self-supporting hinged lid
- Ease-of-use single button operation
- Casters for easy installation

Size and Weight


- Envelope: 21.4" L x 8.4" W x 13" H (54 cm x 22 cm x 33 cm)
- Volume of parts should not exceed 1/3rd of envelope
- Machine closed door footprint: 54.3" L x 28.3" W x 39.4" H (137 cm x 72 cm x 100 cm)
- Approx. Weight: 500 lbs. empty; 550 lbs. full

Post Process BASE™

Support removal post processor featuring VVD Technology for complete part removal coverage.



FDM



SLA



POLYJET




CLIP

Hardware Features

- Volume Velocity Dispersion (VVD) technology
- Customizable settings
- Set and save programs for future runs
- Stainless steel envelope
- Textured powder coated enclosure
- Counter-weighted vertical sliding door
- In-line strainer
- Multiple fixtures available
- Drain
- Casters for easy installation

Post Process DECI Duo™

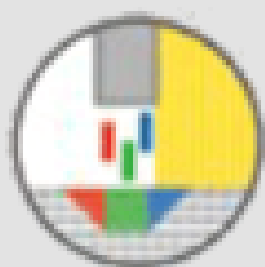
A hybrid post processor combining surface finish and support removal all in one small footprint for optimized production floor space.



SLA



SLS



MJF




DMLS ·
SLM · DED

Hardware Features


- Digital interface: Set and save programs for future runs and Customizable settings
- Stainless steel envelope
- Textured powder-coated enclosure
- Counter-weighted vertical door
- Fully insulated exterior
- Casters for easy installation

Post Process NITOR™


High volume surface finish post processor featuring SRF patented technology controlled by the AUTOMATED3D software.



SLS




FDM




SLA



POLYJET



CLIP



DMLS •
SLM • DED

Hardware Features

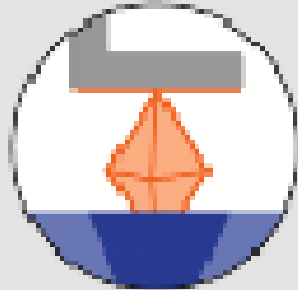
- Real-time decision making
- Intelligent cycle times
- Integrated diagnostics
- Variable detergent dosing
- Precise control of all variables
- Recipe programming

Post Process DEMI 4000™

Resin Removal



SLA



DLP



CLIP

Software Features

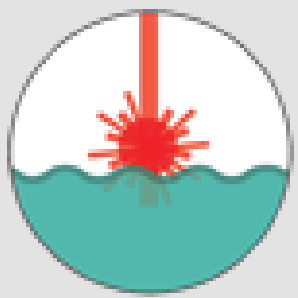
- Programmable cycle time
- Storable user recipes
- Proprietary Agitation Algorithms
- CONNECT3D® Factory Automation

Hardware Features


- Digital interface
- Automatic build tray life
- Chemically compatible pump
- Configurable lift fixture
- Leveling casters for easy installation & setup

Post Process DECI™

Support removal post processor featuring VVD Technology for complete part removal coverage.



SLA



FDM



CLIP



POLYJET

Hardware Features


- Volume Velocity Dispersion (VVD) technology
- Customizable settings
- Set and save programs for future runs
- Stainless steel envelope
- Textured powder coated enclosure
- Counter-weighted vertical sliding door
- In-line strainer
- Multiple fixtures available
- Drain
- Casters for easy installation

Post Process DEMI 800™ Series

Support & Resin Removal



FDM



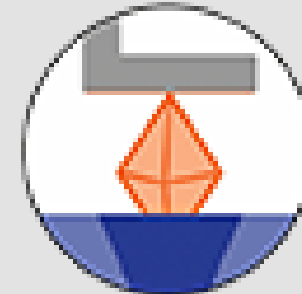
SLA



POLYJET




CLIP



DLP

Hardware Features

- Volume Velocity Dispersion (VVD) technology
- Customizable settings
- Set and save programs for future runs
- Stainless steel envelope
- Textured powder coated enclosure
- Counter-weighted vertical sliding door
- In-line strainer
- Multiple fixtures available
- Drain
- Casters for easy installation



solukon

Solukon Industrial powder removal systems


Specialize in de-powdering tough to handle materials.

Specializing in metal and polymer de-powdering systems, Solukon Maschinenbau GmbH offers high quality solutions in the additive manufacturing industry. Solukon products are designed to the highest safety and operational standards, they specialize in powder removal of tough-to-handle material, e.g. copper.

Explore on website →




Scroll down to view all post process




SFM-AT200

Compact depowdering unit for powder removal of metal laser-melted parts



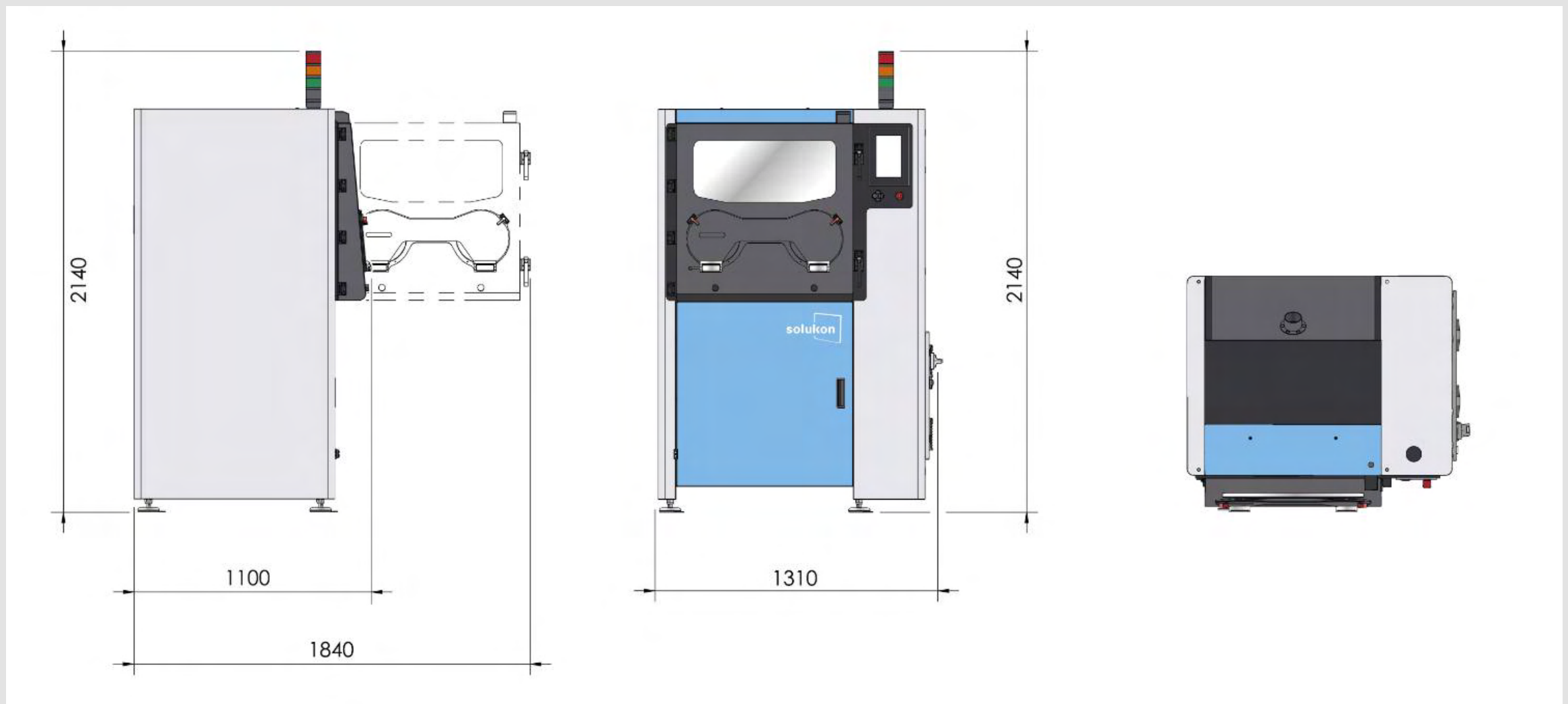
Specifications:

- **Installation space (W x D x H):** 2,200 x 2,400 x 2,200
- **Weight:** 150kg
- **Mains voltage / frequency:** 400 / 50 - 60V / Hz
- **Power consumption:** 0.4kW
- **Power supply:** 16A




SFM-AT350

Compact depowdering unit for powder removal of metal laser-melted parts



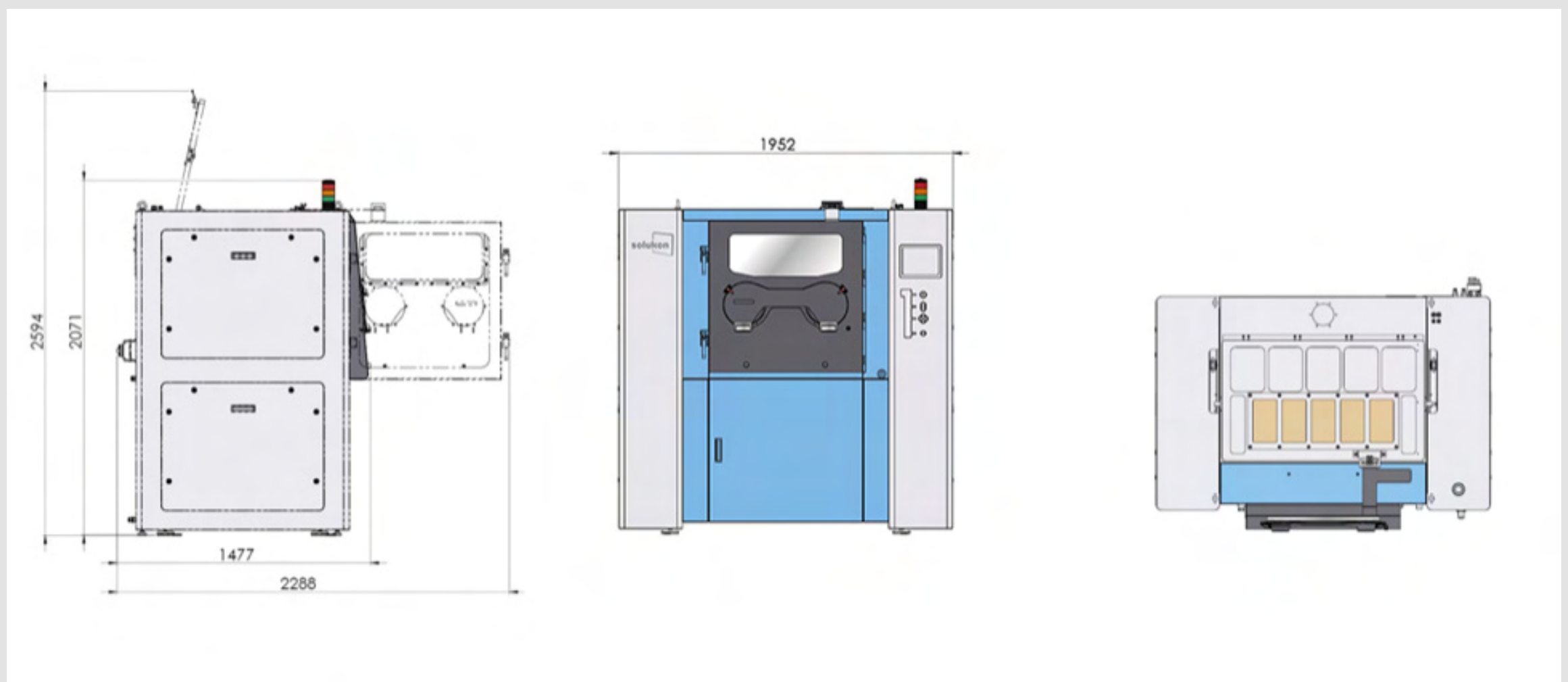
Specifications:

- **Installation space (W x D x H):** 2,300 x 2,300 x 2,300
- **Weight:** 420kg
- **Mains voltage / frequency:** 400 / 50 - 60V / Hz
- **Power consumption:** 1.0kW
- **Power supply:** 16A




SFM-AT800 / -S

Depowdering system for automated powder removal of metal laser-melted parts



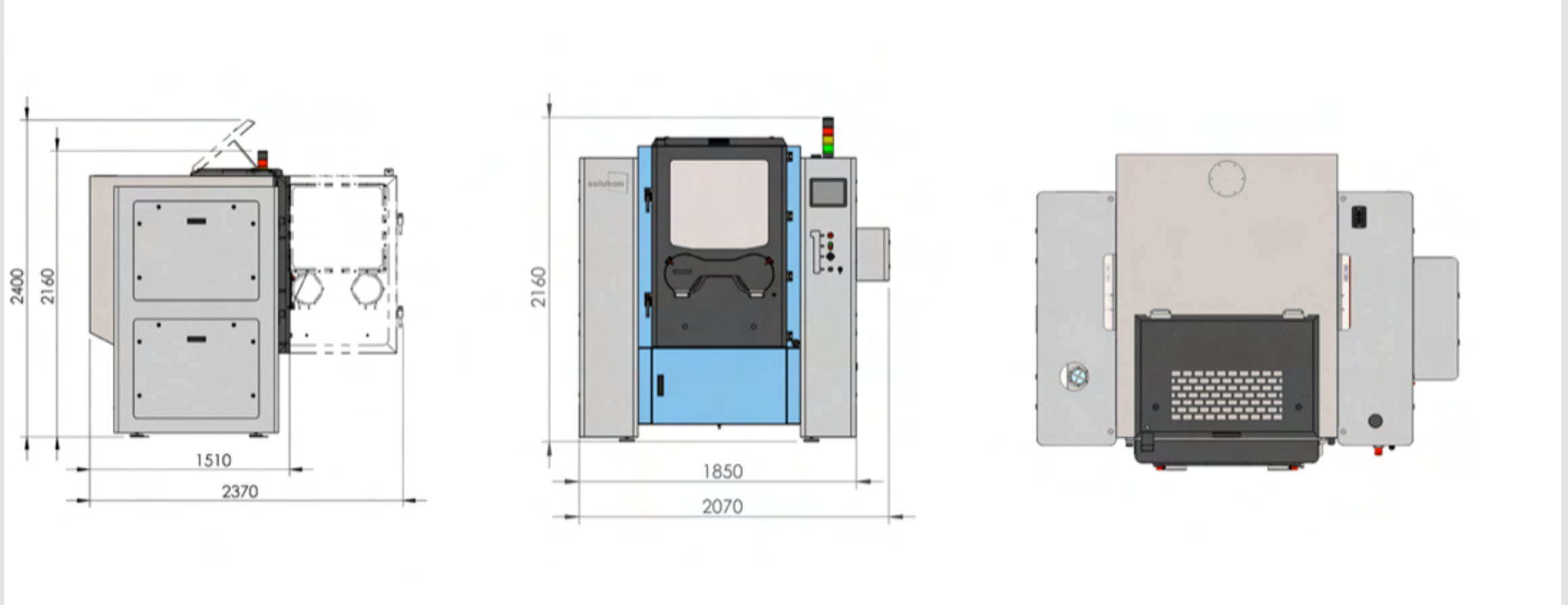
Specifications:

- **Installation space (W x D x H):** 3,500 x 2,500 x 3,000
- **Weight:** 900kg
- **Mains voltage / frequency:** 400 / 50 - 60V / Hz
- **Power consumption:** 0.4 / 1.5*kW
- **Power supply:** 16A




SFM-AT1000-S

The SFM-AT1000-S is an upscale of the well established SFM-AT800-S and optimized for automatic depowdering



Specifications:

- **Installation space (W x D x H):** 3,500 x 2,500 x 3,000
- **Weight:** 1900kg
- **Mains voltage / frequency:** 400 / 50 - 60V / Hz
- **Power consumption:** 1.5*kW
- **Power supply:** 16A





Additive manufacturing workflow

Software for 3D printing leverage production, reduce costs & increase reliability with leading solutions

The growing popularity of 3D additive manufacturing in many diversified industries and its rapid infiltration as a reliable and cost effective production option, created a need to gain control over the additive manufacturing workflow process. Just as 3D printers' hardware is constantly improving, so did Additive Manufacturing Workflow software solutions.

These 3D printer software solutions improve machine performance and offer control over the production process, right from the part preparation for print, to final approval. Ultimately, it's the solution in streamlining the 3D production process by integrating order management and monitoring the manufacturing process from start to finish.

3D Software

Leverage production, reduce costs and increase reliability with industry-leading solutions.

UnionTech
Create your imagination

additiveflow

anisoprint

3D Control Systems

3ntr
ADDITIVE MANUFACTURING SYSTEMS

AMFG / Autonomous Manufacturing

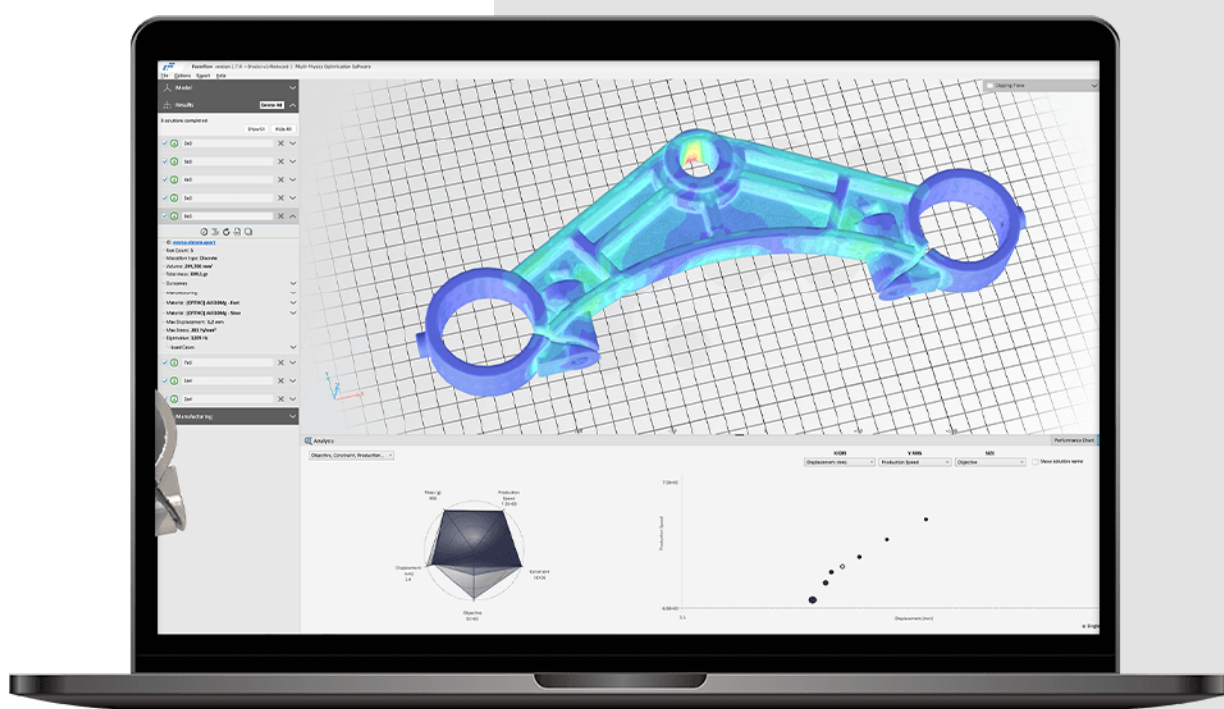
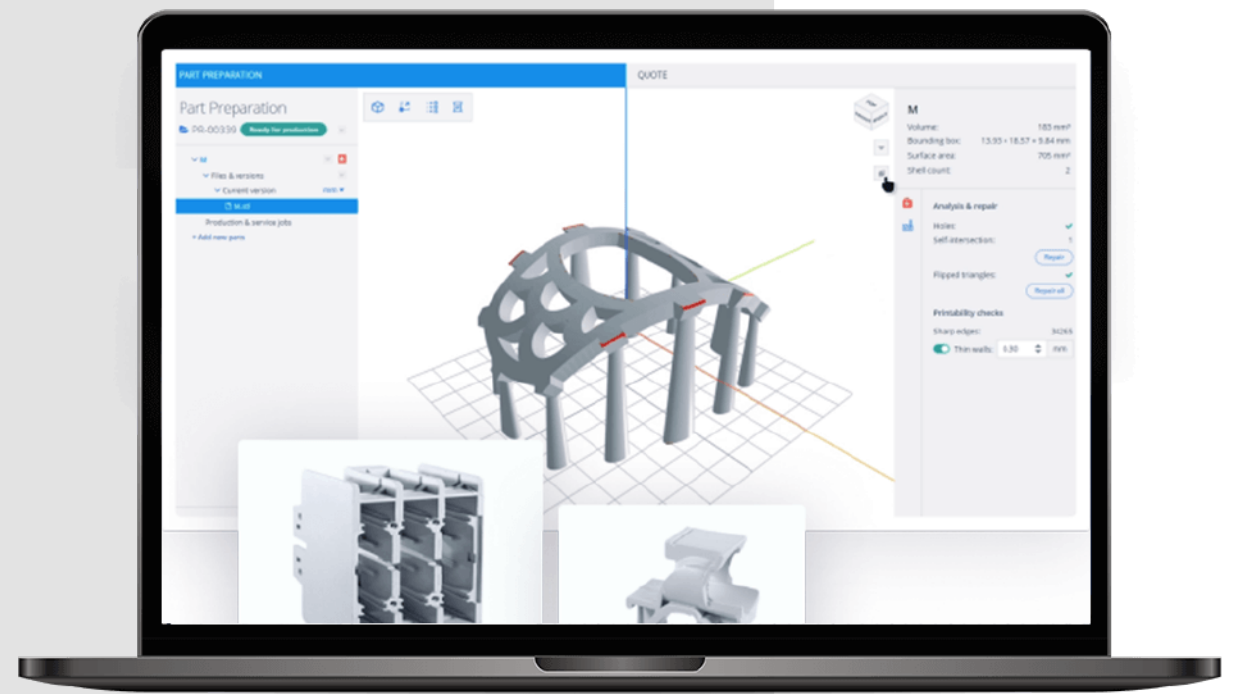




AMFG 3D Softwares

The Leading Additive Manufacturing Execution System

End-to-end workflow software to connect and scale your AM operations



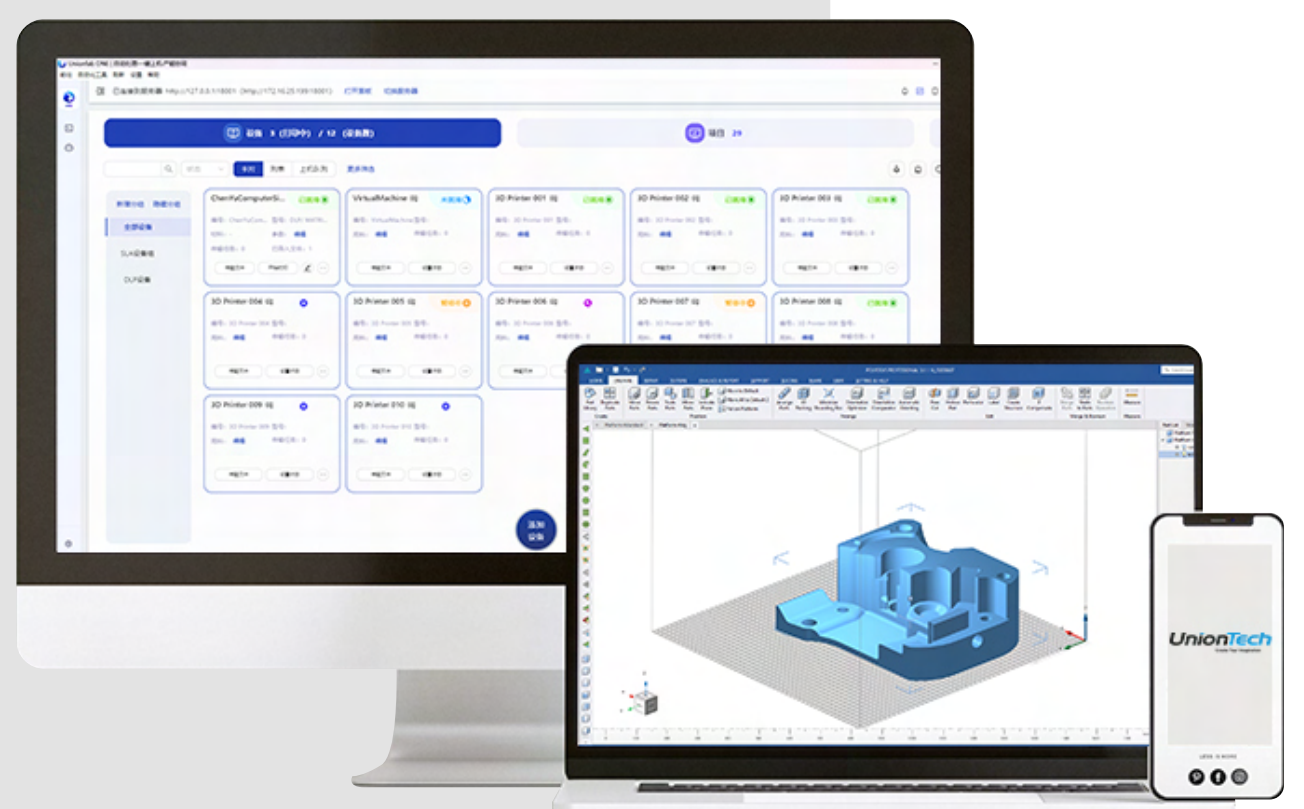
Additive flow 3D Softwares

Additive Flow provides pathways to apply Additive Manufacturing a viable process solution

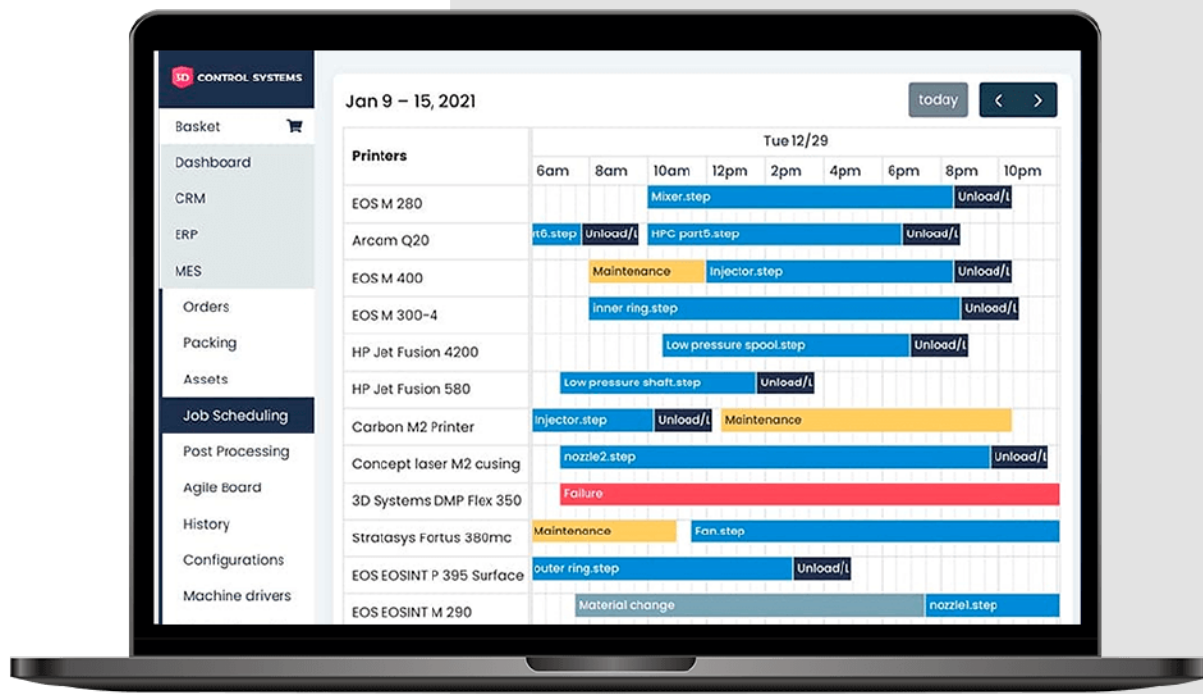


UnionTech 3D Softwares

- **Polydevs**
Professional 3D printing pre-press software
- **Unionfab**
An advanced cloud 3D additive manufacturing SAAS platform



3D Control Systems



3D Control Systems

- **Additive Manufacturing Workflow Software**

MES + PLM + ERP + QA + CRM
Powered by AI

- **ZAP**

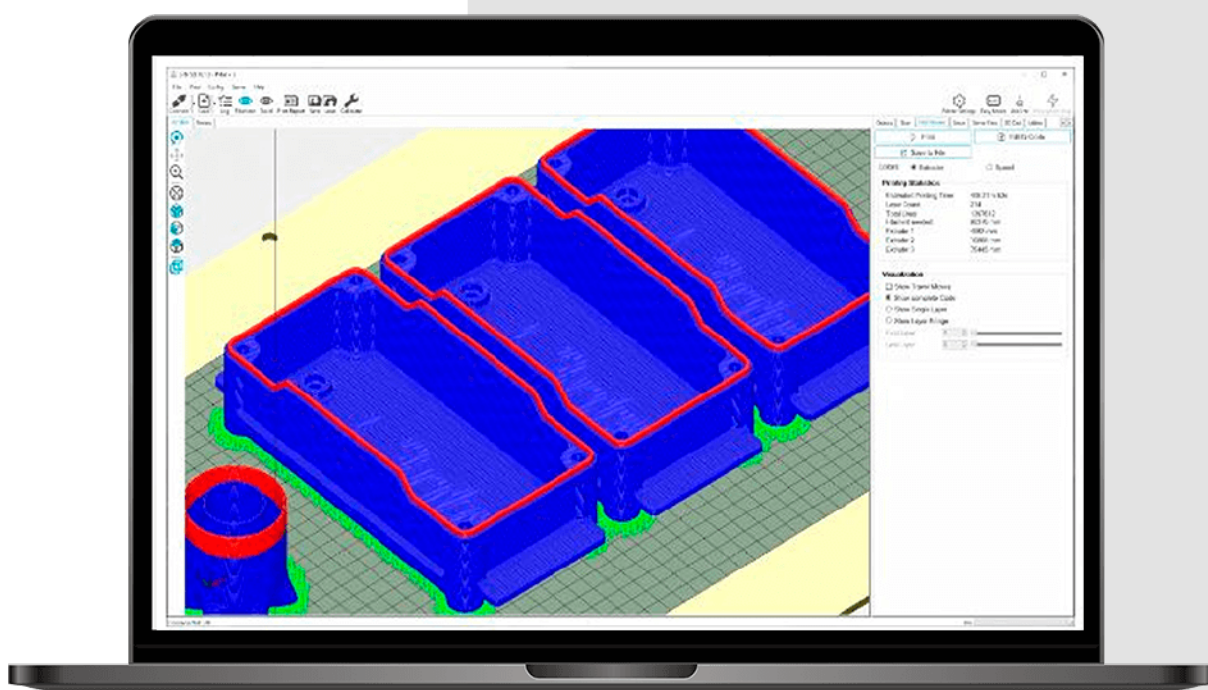
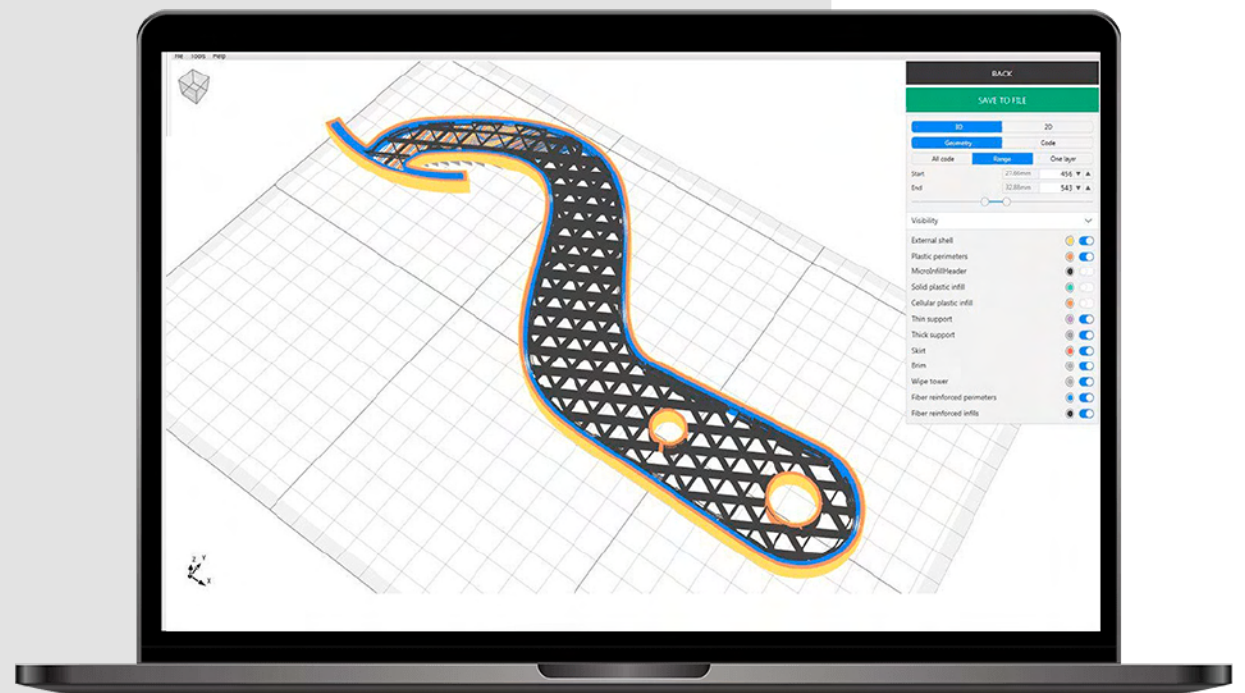
Zero Latency Autonomous Platform
for Advanced Manufacturing



Anisoprint Softwares

- **Aura Composite 3D Printing**

Slicing Software for
composite printing



3NTR 3D Software

An intuitive interface & full
Eco-system support

- **SSI Software**

Software for 3D printing

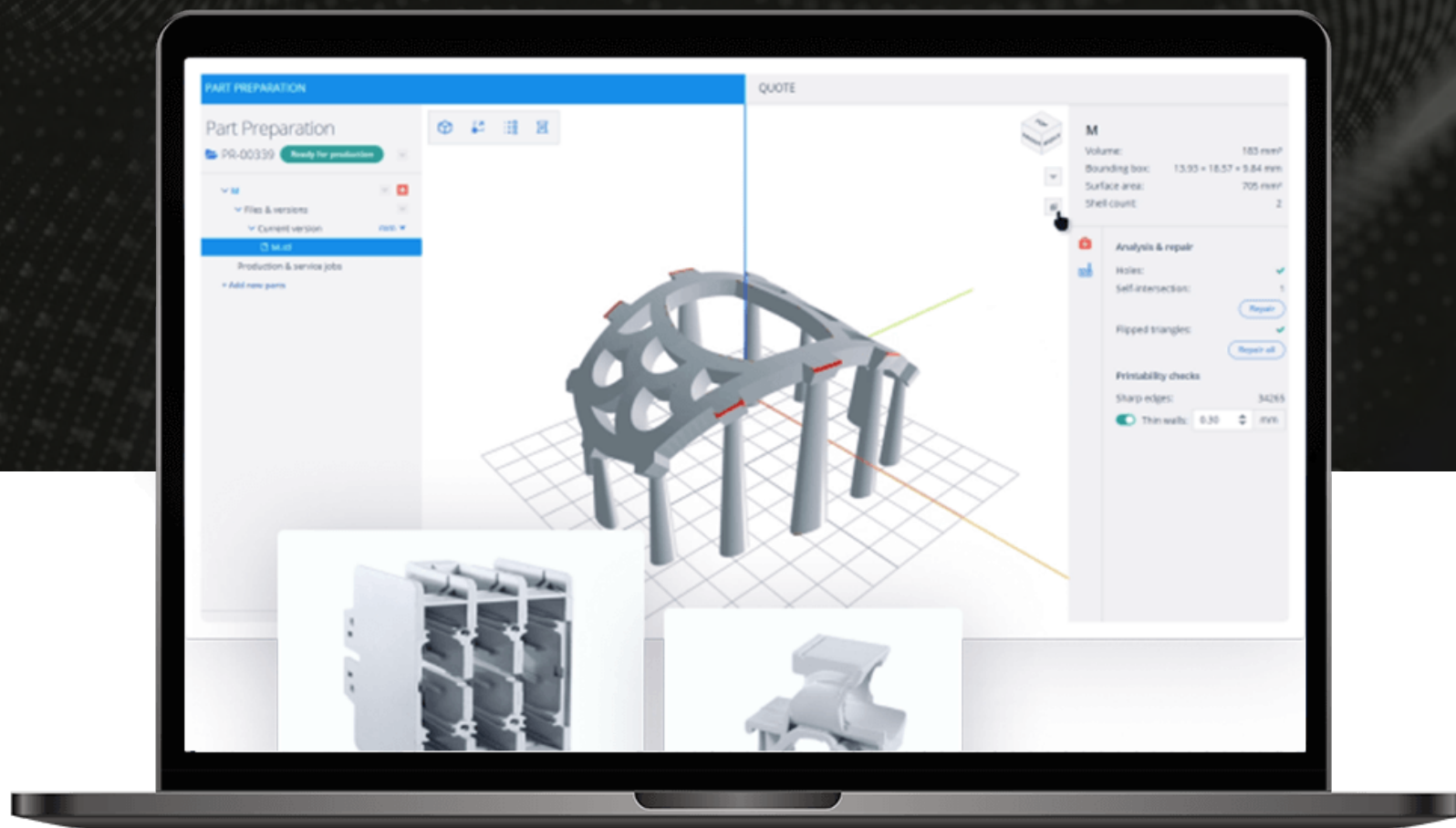


AMFG 3D Softwares


We know that the AM landscape is complex, and every company is different. That's why we give you the flexibility to customise our modular software platform to fit the needs of your organisation.

Whether you're using 3D printing for tooling, serial production or prototyping, our team will support you in identifying any bottlenecks in your current process and help you find the right solutions for your needs.

Explore on website →



Scroll down for more details



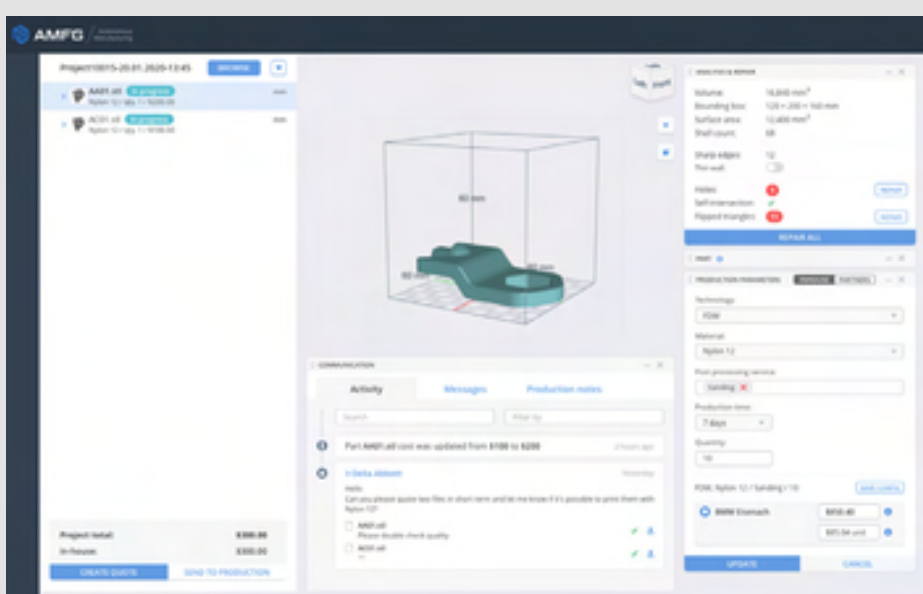
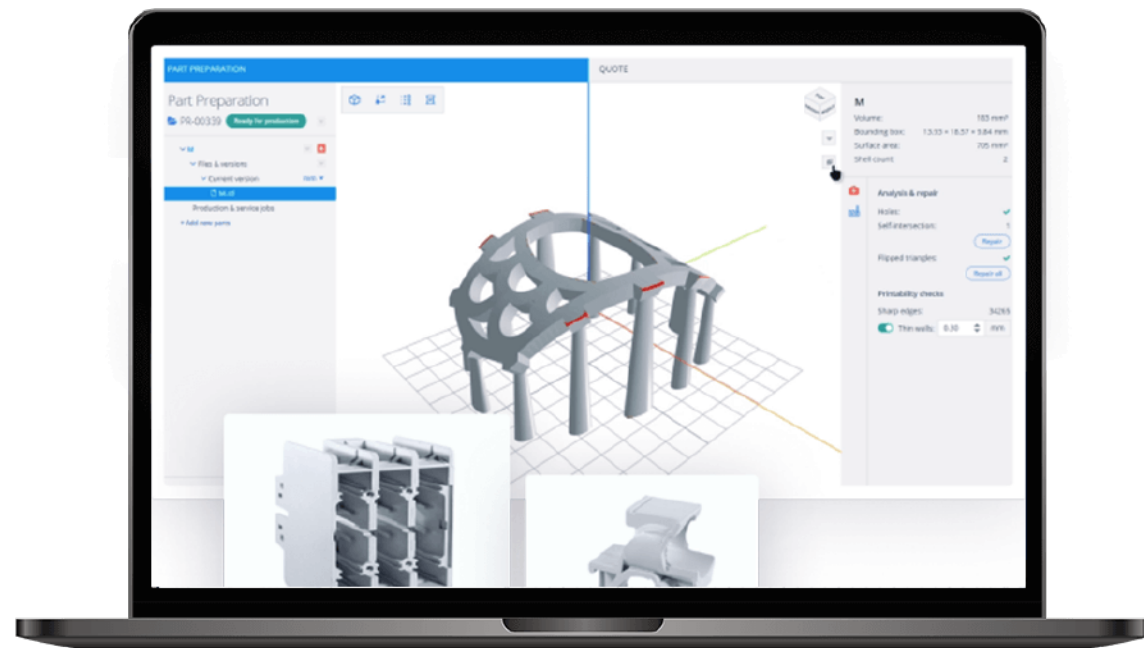
AMFG 3D Softwares

The Leading Additive Manufacturing Execution System



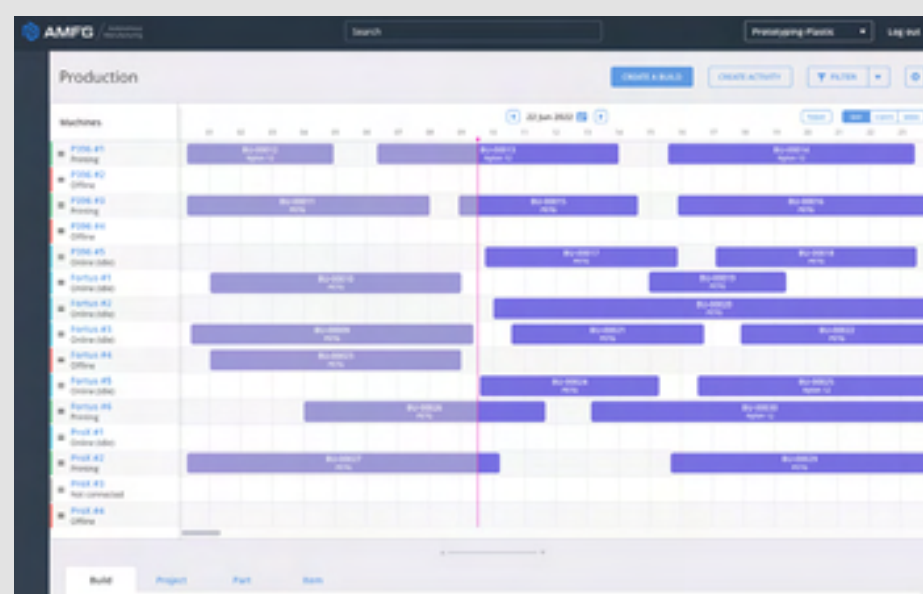
Connect your entire AM workflow

- ✓ Intelligent cycle times
- ✓ Requests & Communication
- ✓ Machine Connection
- ✓ Additive with CNC & Injection Moulding
- ✓ Workflow Automation
- ✓ Supply Chain Management
- ✓ Digital Warehouse
- ✓ Scheduling Automation



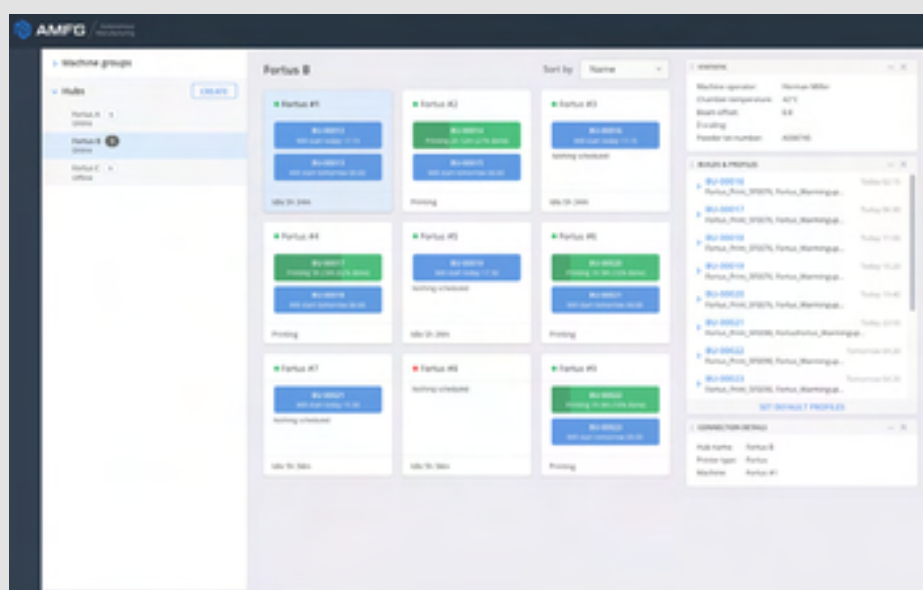
Ordering Portal

Streamline and standardize your order management processes with our centralized order management system and integrated communication tools.



Production Scheduling

AMFG provides a full production suite, incl auto-scheduling for end-parts, so you can achieve full visibility across production sites, optimize machine usage and much more



Machine Analysis

Use actionable, data-driven insights to achieve maximum ROI and KPI performance with AMFG's integrated machine analytics and reporting tools.



100+ Integrations

AMFG offers a seamless integration to your existing systems including ERP, PLM, BI, CRM, Build Prep, Logistics, for full process automation.



additiveflow 

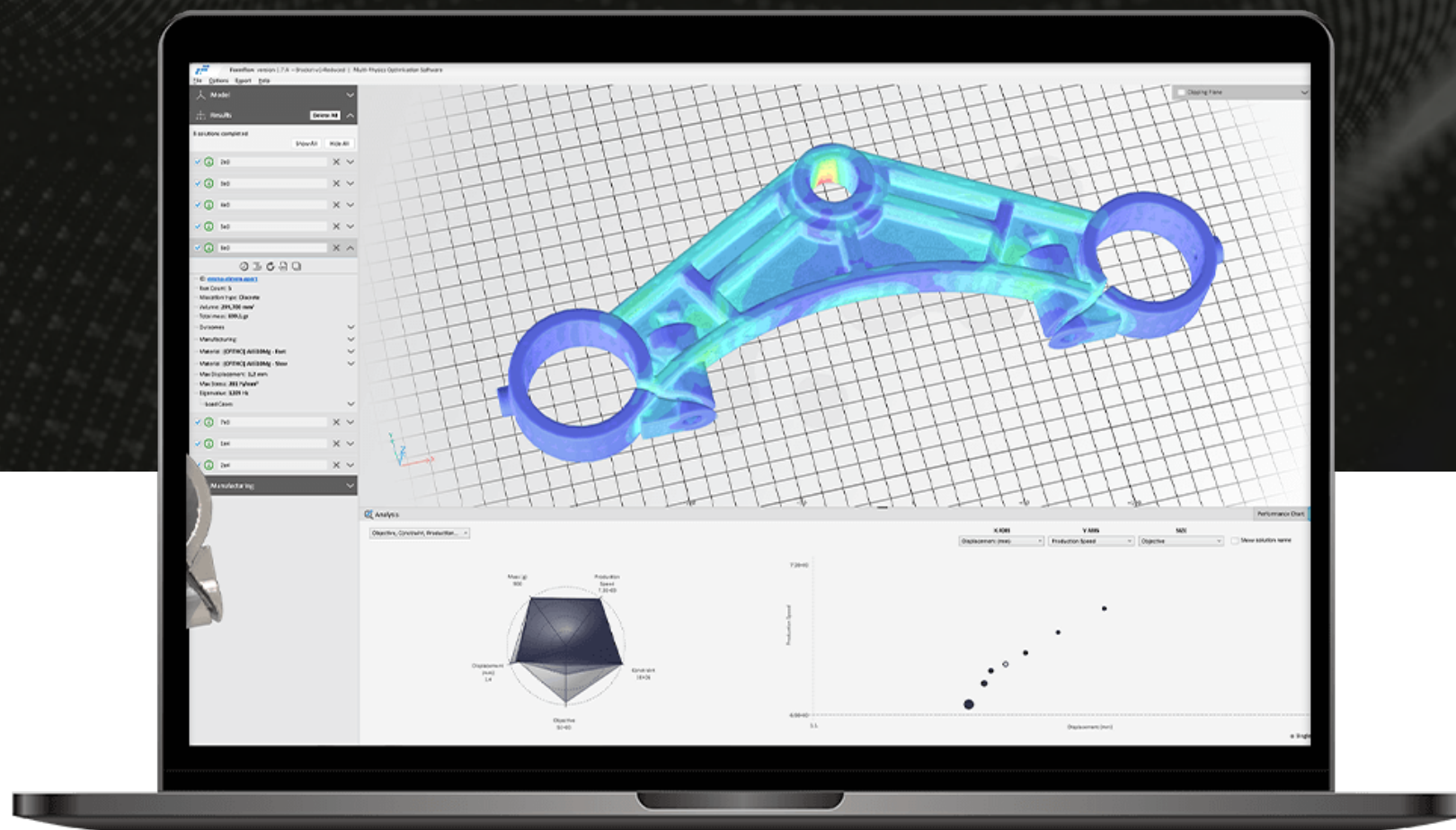
Additive flow 3D Softwares

Additive Flow reduces workflows to minutes rather than days or weeks.


It can even provide solutions previously impossible to achieve. Our best-in-class interface takes your existing CAD data and engineering requirements and transfers all build and optimisation data to tools like Autodesk's Netfabb in 'one-click'. Allowing seamless generation of tool-paths that work without the risk of poor conversions or data loss.

Effortlessly update objectives, materials properties, process requirements, or cost profile, and re-run everything repeatably in real time with saved workflows.

Explore on website 



Scroll down for more details



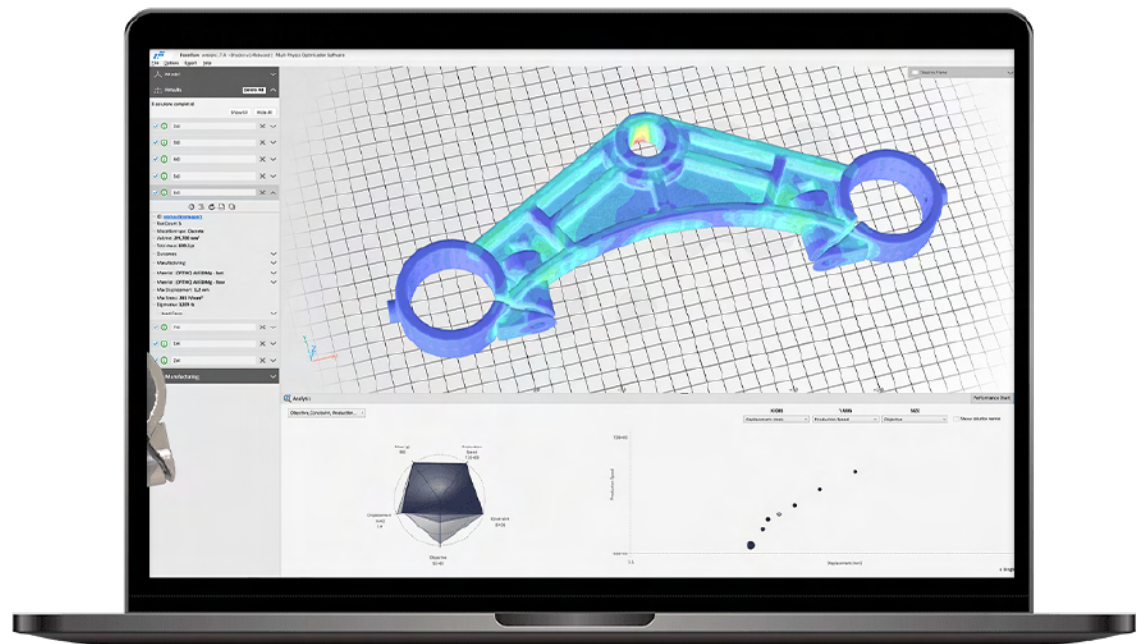
Additive flow 3D Softwares



Additive Flow provides pathways to apply Additive Manufacturing a viable process solution

✓ A validated way to achieve your cost, quality, and sustainability goals

Additive Flow has distinct advantages which is why companies such as EOS, Airbus, ZEISS, Danfoss and others are working with us on validating designs and existing parts for AM.



✓ Increasing manufacturing productivity

AM productivity is the largest constraint to cost-parity with other methods. Our software increases print speeds by 2x consistently (with identical geometries) – drastically increasing viable AM opportunities.

✓ Cost and sustainability

AM is a pathway to sustainable manufacturing, but the pursuit of sustainability can increase cost. The key to coupling cost-saving and sustainability is understanding the compound savings and impact of AM versus traditional tooling as process innovations and approaches across the workflow can reduce complexity and scrap rates from 44% to 0%, energy savings up to 333% as proven by Additive Flow.

✓ Quality

Ensuring repeatable quality is the biggest headache to transfer from traditional tooling. Additive Flow have proven workflows to reduce QA costs by 75% and accurately predict quality performance.

✓ Accelerated decision making from pen to production with Additive Flow

We empower teams to have full visibility and control of changes and influence the AM workflow. This means you can enforce your design and process philosophy within the software and see the impact on cost and quality. The software supports your decision-making, so each idea, constraint and objective is considered through the validation of a part for AM.

Additive Flow's 3-step success formula: A change and validation process.

Step #1

Demonstrate part-to-part equivalence.

Aid decision making by proving you can transfer your process to AM and validate the change in cost, quality, and sustainability.

Step #2

Leverage the learns of equivalence.

Extend and explore while managing your design intent and align feature and process across cases, and improve quality and costs further

Step #3

Decision gate between product development and manufacturing is more accessible.

Make accurate decisions on quality, cost, CO2, material use. Explore different design and process outcomes in a single step.



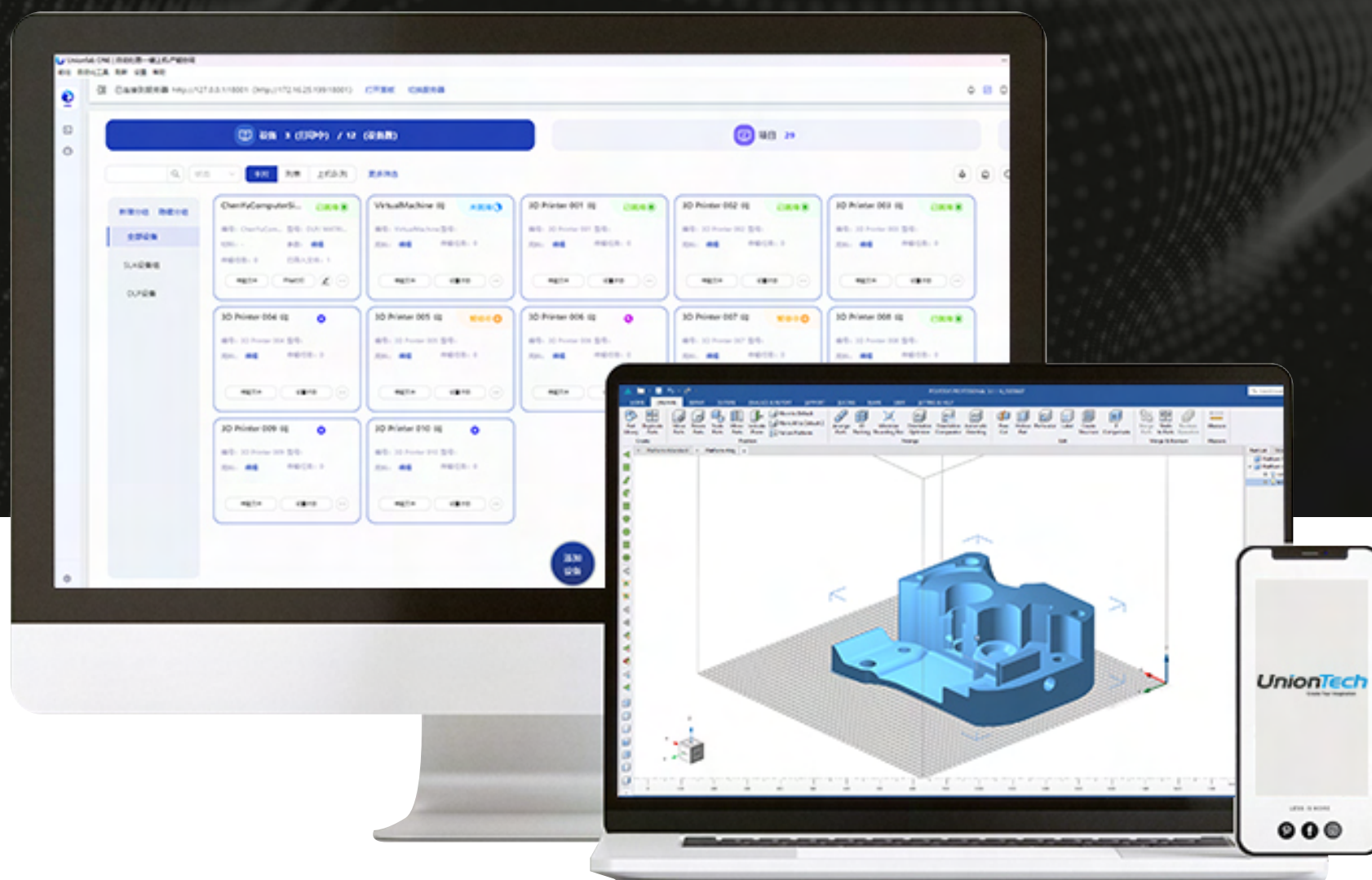
UnionTech
Create your imagination

UnionTech 3D Softwares


UnionTech™ --With nearly 20 years of proven leadership in globally sourced stereolithography 3D printing systems , the UnionTech™ brand brings a fresh dimension of SL equipment supply to international markets.

UnionTech's leadership as an Additive Manufacturing (AM) equipment and solutions supplier is also strengthened by actively focusing on the evolution of new photopolymer AM technologies as well as enhancements of SL technology. Nearly 50% of our large and growing professional team is dedicated to research and product development.

Explore on website →



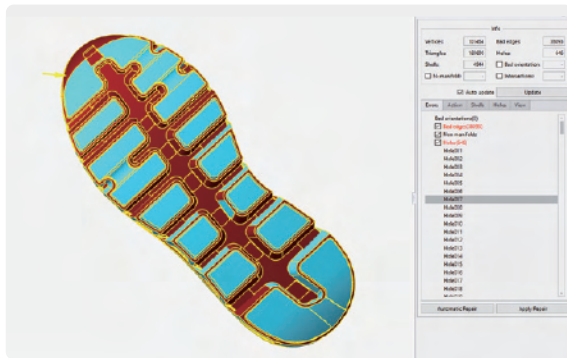
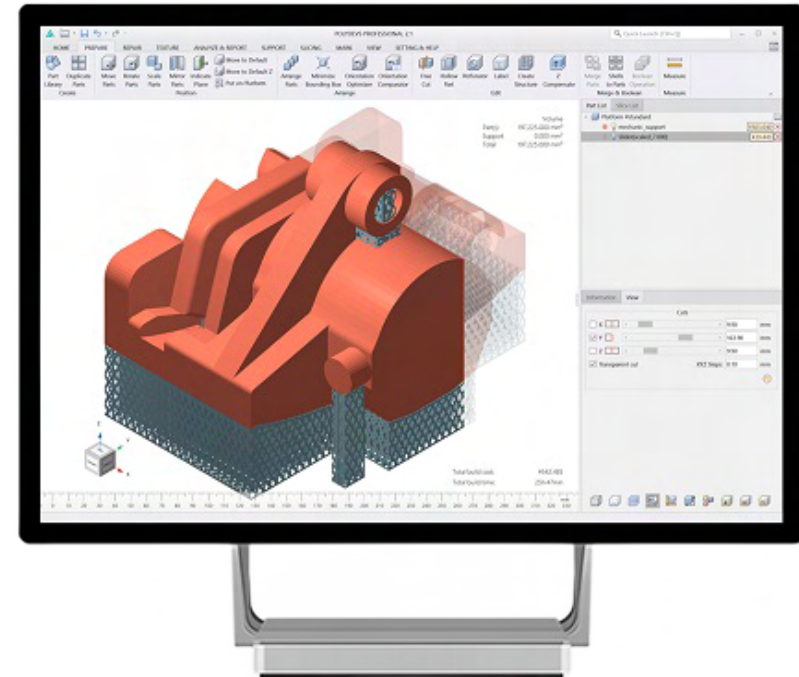
Scroll down for more details



Polydevs

Professional 3D printing pre-press software

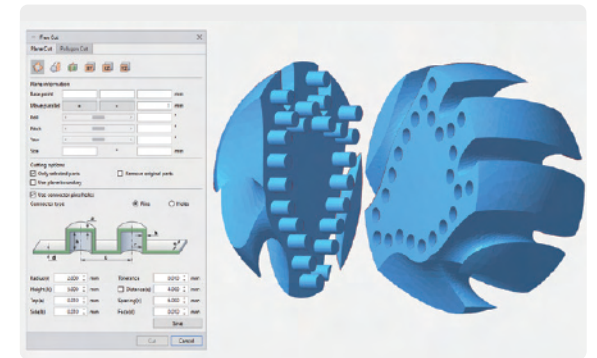
Polydevs takes data preparation software for Additive Manufacturing to a new level of performance based cost effectiveness. Prepare your 3D CAD model with an intuitive user interface, user-friendly workflow, and easy operation. Polydevs powerful functionality speeds up your model preparation for printing with superior quality, efficiency and reliability.




✔ File Repair



✔ Orientation




✔ Free Cut



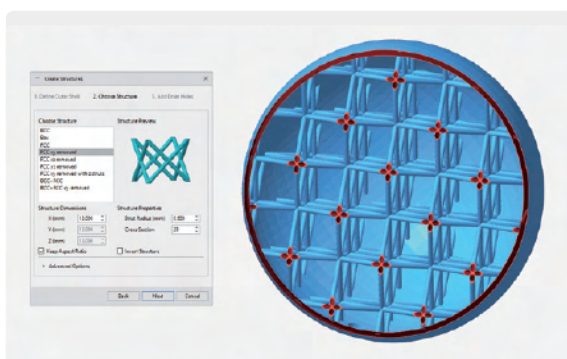
✔ 3D Packing



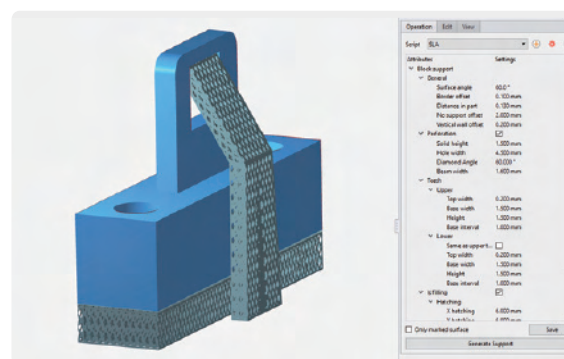
✔ Texture




✔ Wall Thickness Analysis




✔ Lattice Structure



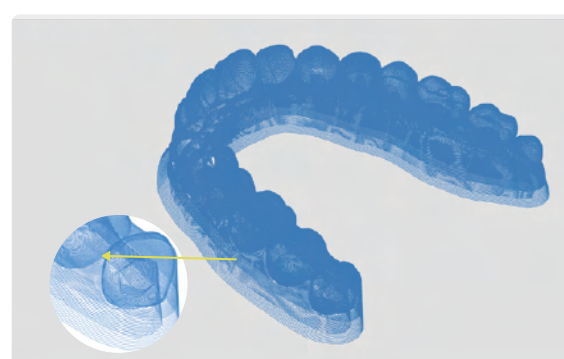
✔ Support Generation



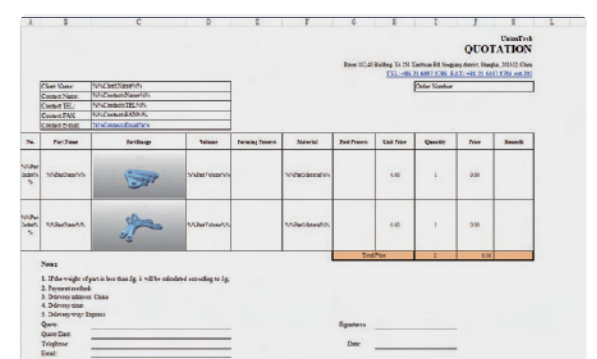
✔ Smart Support



✔ Collision Detection



✔ Slice

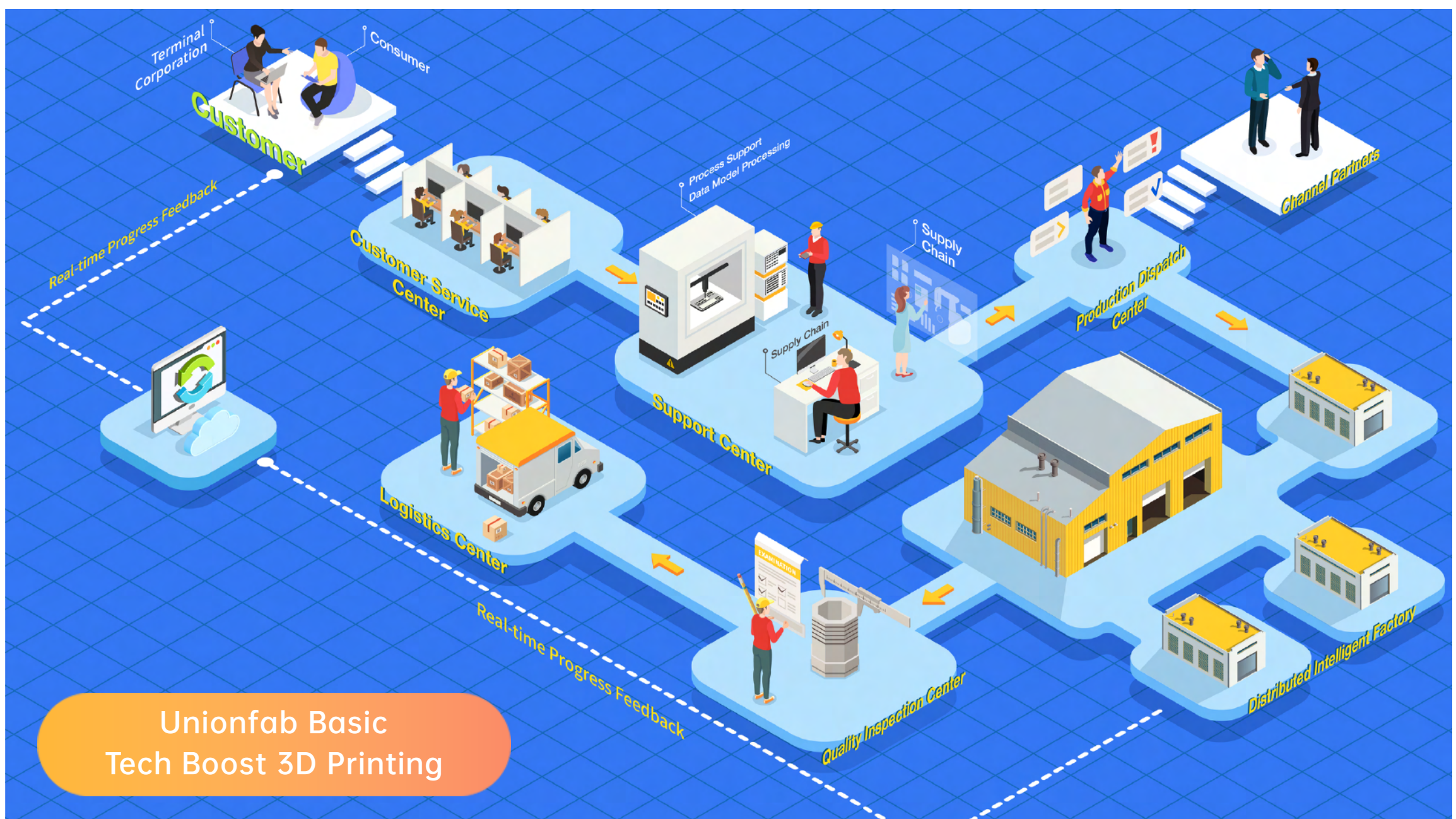


✔ Quotation

An advanced cloud 3D additive manufacturing SAAS platform

Unionfab is an intelligent cloud 3d based manufacturing SAAS platform, allowing 3d fabrication facilities to achieve quick, efficient and affordable upgrade path while adding new functions such as order management system for customer service personnel, intelligent automated quotation system, data-aided system, intelligent production scheduling, remote production management and digital management of equipment, all aimed to take 3d additive manufacturing to the next level.

Unionfab offers improved customer service, stable and production efficiency as well as effective managerial and administrative toolset.



- ✓ Support auto bp and auto print
- ✓ Support SLA/DLP Printers
- ✓ Support remote print with USP/CLI files
- ✓ Support batch print with several target printers
- ✓ Support remote print with USP/CLI files
- ✓ Support batch print with several target printers
- ✓ Each printer has its two print queues: Wait print tasks & Print history asks
- ✓ Connected printers can be viewed in card mode or list mode
- ✓ You can configure its name, material or device mode
- ✓ Printer detail page contains critical information about the printer
- ✓ You can calibrate the power, set it to ready, or control the print process
- ✓ Operation rate
- ✓ Material Consumption

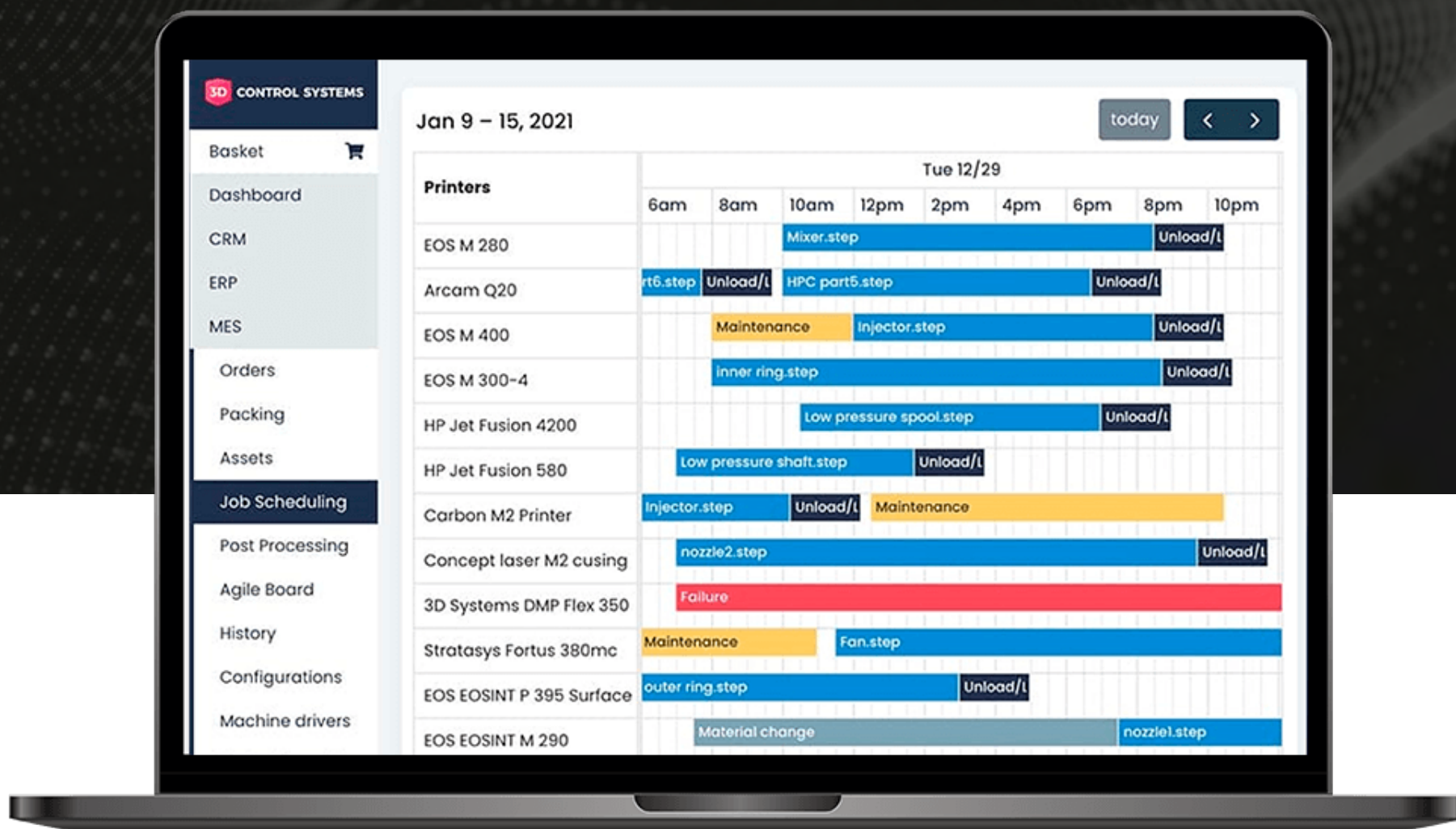


3D Control Systems


3D Control Systems

3D Control Systems is the parent company of 3DPrinterOS, which revolutionized the desktop 3D Printing industry with their Operating System platform introducing “one click” manufacturing. 3D Control Systems has now launched ZAP, an automated, workflow platform purpose-built for advanced manufacturing, helping customers drive efficiencies and simplification.

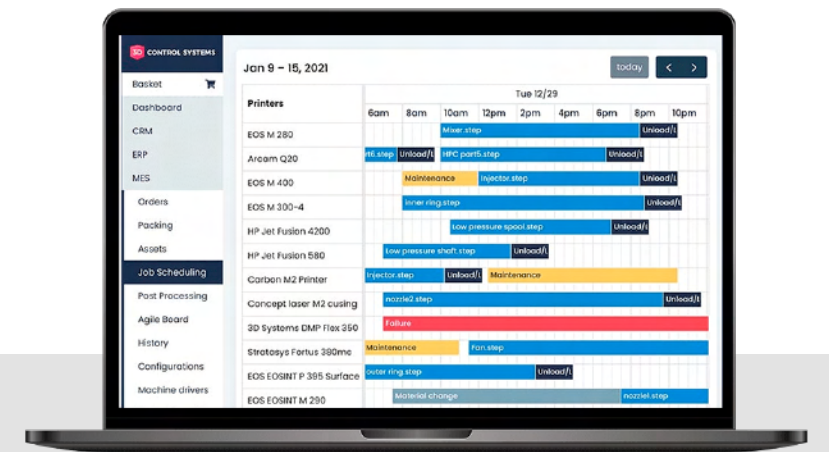
Explore on website →



Scroll down for more details



Any product manager in charge of a mixed technology production facility is well aware of the numerous challenges he/she must face every day. It begins with the proper IT configuration of all available machines and ends with a final product, in the hand of a happy client.



✓ CRM

The first module is the CRM module where the process begins in the submission of a product to be manufactured. Within this module, job quotes are generated as well as Management and tracking of the orders, Customer Success, Tracking Expenses, Order Tracking, and Customer ROI Calculation. From the moment a designer logs into the 3D Control Systems' cloud platform, submitting a model, depending on the production method chosen, a relevant workflow will determine proceeding expenses and steps necessary to continue downstream.

✓ ERP

Next is the Ordering Portal, submission and management of orders centralized within one ordering platform. Supply Chain Management connects the entire supply chain for automated and distributed manufacturing. It integrates within it the following functions: Digital Part Inventory, Manufacturing Process, Manufacturing Templates (AI) Beta, Use Case Screening, Inventory Analysis, Centralized Data Storage, Printability Analysis, Orientation Optimization, Project Collaboration, Version Control, CAD Integrations, and Part Tagging.

✓ PLM

3D Control Systems offers Digital Inventory to create and manage a digital inventory for your additive manufacturing applications, Custom Part Requirements, Automatic Order Management, Material, and Technology Comparison, Accurate Part Pricing, Custom Part Pricing, Digital Communication Streams, Distributed Manufacturing, Networks, 3D Printer Management, CNC Mill Management, Material Management, Technology Management, HR Management, and User

✓ MES

This module is responsible for Machine Connectivity for complete traceability. There are more than 1500+ machines supported by different levels of integration. Here we can optimize to improve production output based on real-time enabling the control of multiple elements of the production process (e.g. inputs, personnel, machines, and support services). It offers Custom additive manufacturing Workflows, Smart Part Prioritization, Smart AM Farm Management, Post Processing Scheduling, Digital Production Planning, Part Sequence Tracking, Production Sheet Generation, Part Passport Generation, Quality Assurance, Machine Connectivity, and Data

✓ QA

Post-Processing & Quality Management helps to manage post-processing steps and ensure quality control. The module contains: QA Scheduling, QA Process Management, QA Equipment Management, CT Scan to CAD Comparison (AI), QA Machine Connectivity. The entire process is automatic, reducing overhead costs, allowing the printer access to many users to many printers efficiently, reliably, and safely and with minimal latency.

Zero Latency Autonomous Platform for Advanced Manufacturing

Order Management

- Quoting & Costing of designs
- Manage orders through delivery
- Customer Database
- Part Passport (history)
- Operations Dashboards

Digital Inventory

- Design Revisions
- Integration to design software
- Material Management
- Comparison of like-technology

Scheduling

- Easy scheduling of manufacturing, Post processing & QA
- Tracking of maintenance
- Part track & Trace

Manufacturing

- Automated production
- Capture telemetry data
- Job status
- Part Passport (history)
- Recording part process for part passport for Traceability

Integrations

- Integrate into 3D Printers, robotics, CNC
- Design & Simulation Software
- Build prep & Slicing packages



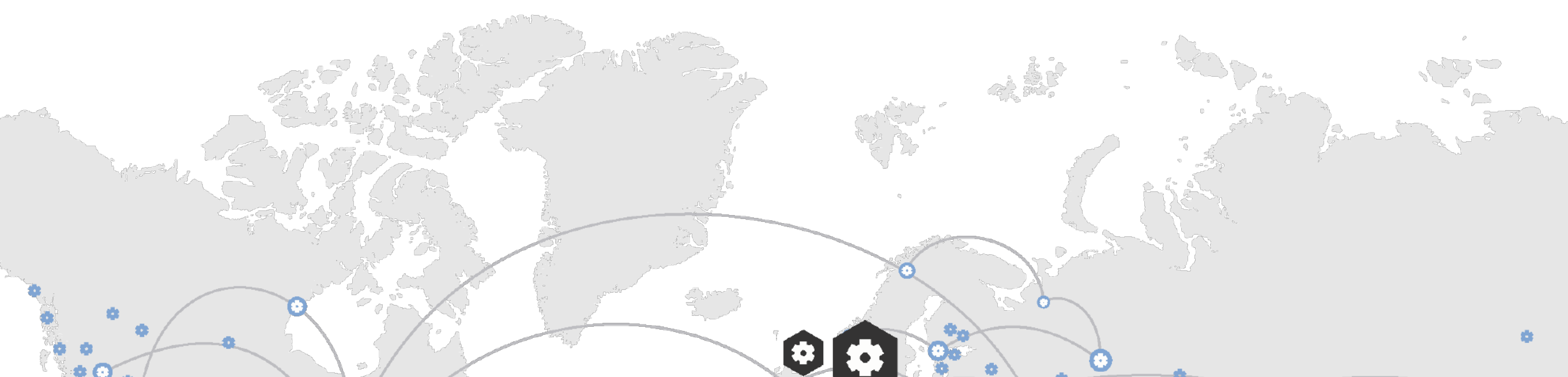
Connect



Integrate



Automate



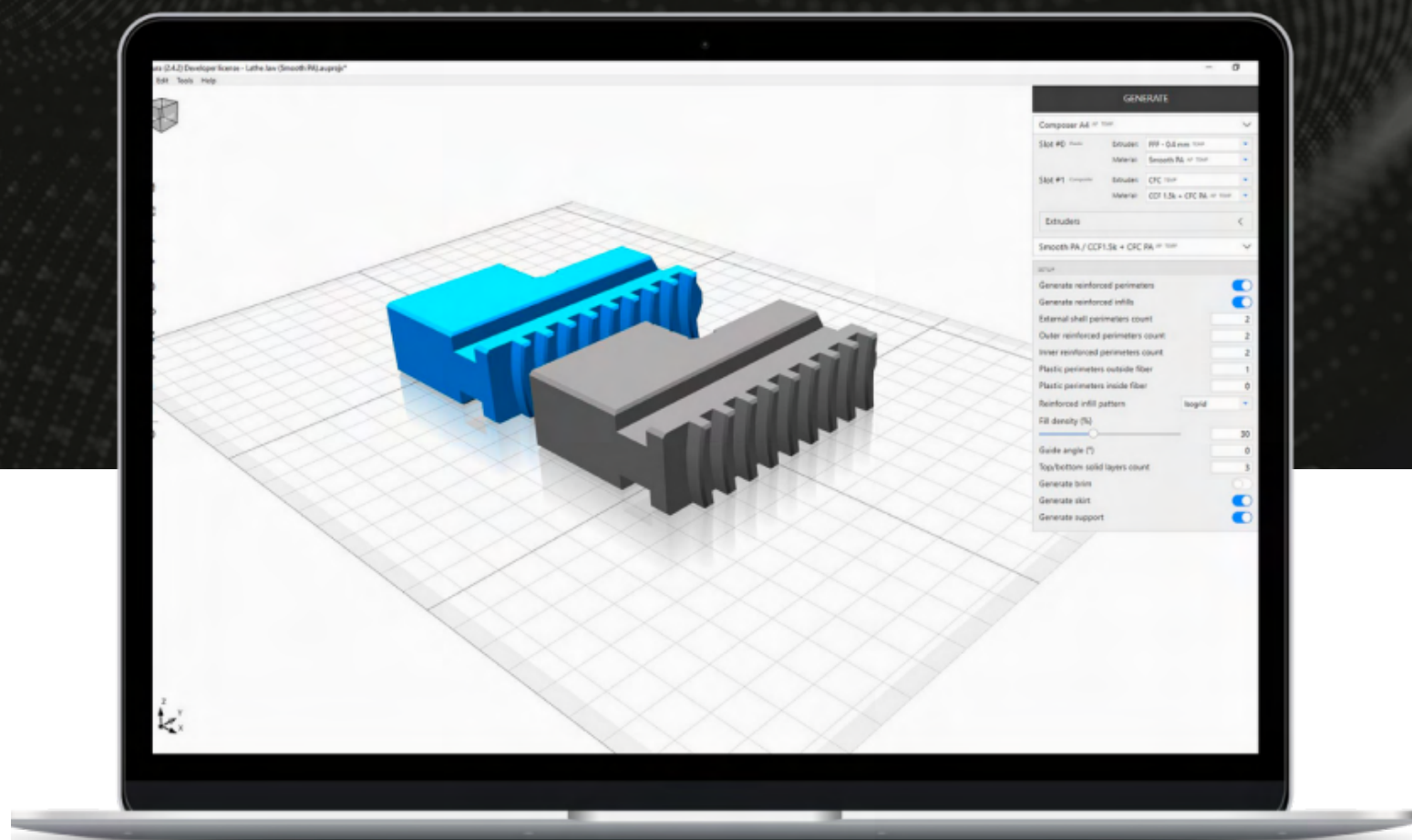


Anisoprint Aura


UnionTech™ --With nearly 20 years of proven leadership in globally sourced stereolithography 3D printing systems , the UnionTech™ brand brings a fresh dimension of SL equipment supply to international markets.

UnionTech's leadership as an Additive Manufacturing (AM) equipment and solutions supplier is also strengthened by actively focusing on the evolution of new photopolymer AM technologies as well as enhancements of SL technology. Nearly 50% of our large and growing professional team is dedicated to research and product development.

Explore on website →



Scroll down for more details



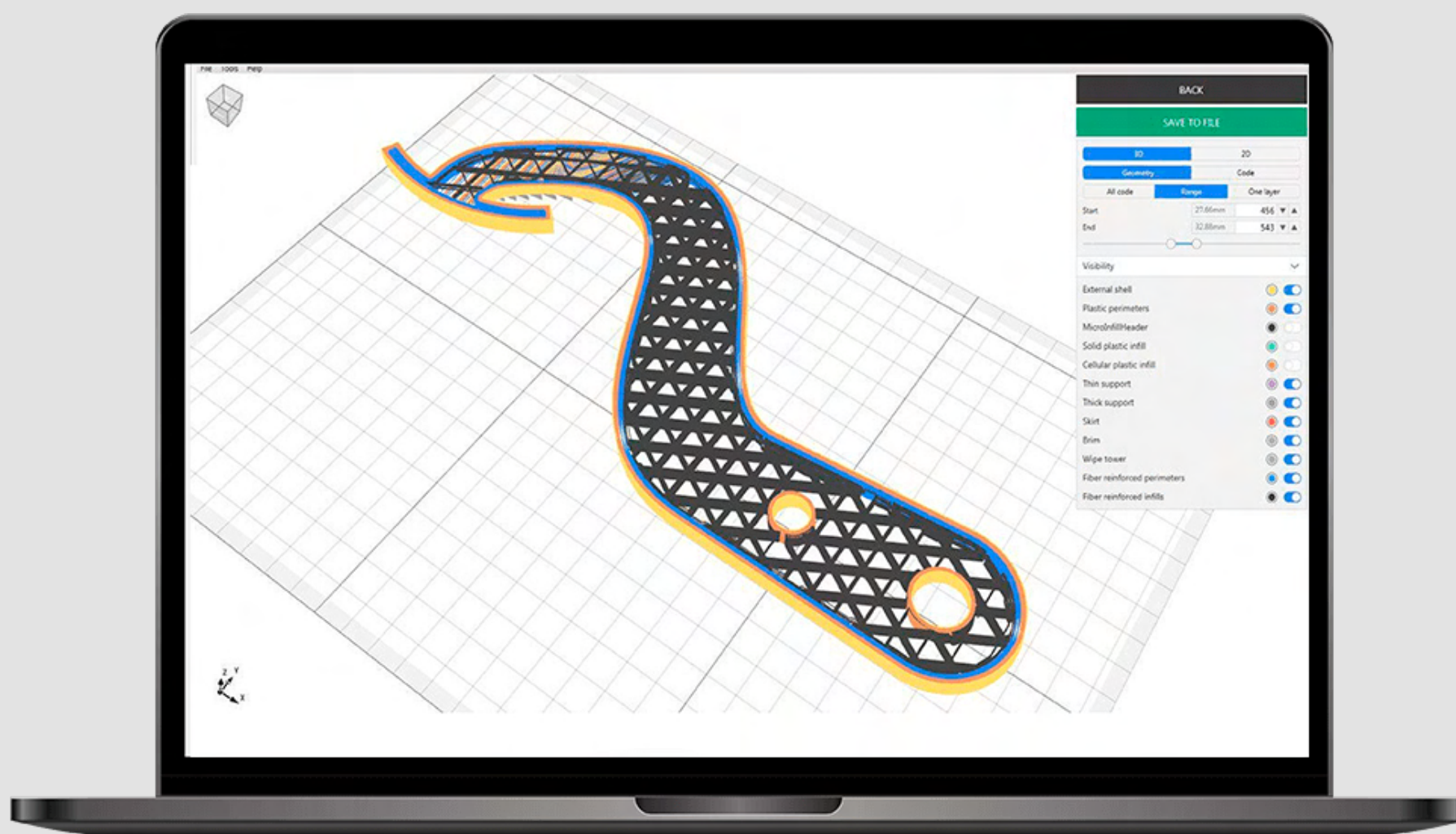
Anisoprint Aura Composite Printing

Aura prepares a 3D model, generates reinforcing fiber trajectories in each layer and allows to adjust reinforcement scheme to obtain strong and lightweight parts. It enables to combine micro and macro layers, making it possible to print an infill with thick layers and an external shell with thin layers. This feature results in faster printing without loss of quality.

- Flexible settings system
- Printing with multiple extruders
- Layup structure
- Reinforced infills
- Reinforced perimeters
- Macrolayer technology
- Reprap G-code format
- Supports: STL, STEP, 3DS, OBJ

How to print composite part?

In case you need to print individual non-reinforced elements, Aura allows you to print small elements with FFF-nozzle without fiber. Aura is easy to use, with a stylish interface and a wide range of practical and versatile features. Aura can generate reliable supports for printing complex objects and shows the model to be printed layer by layer. Model processing is fully automated and executed using a local computer ensuring confidentiality and safety of user's data.





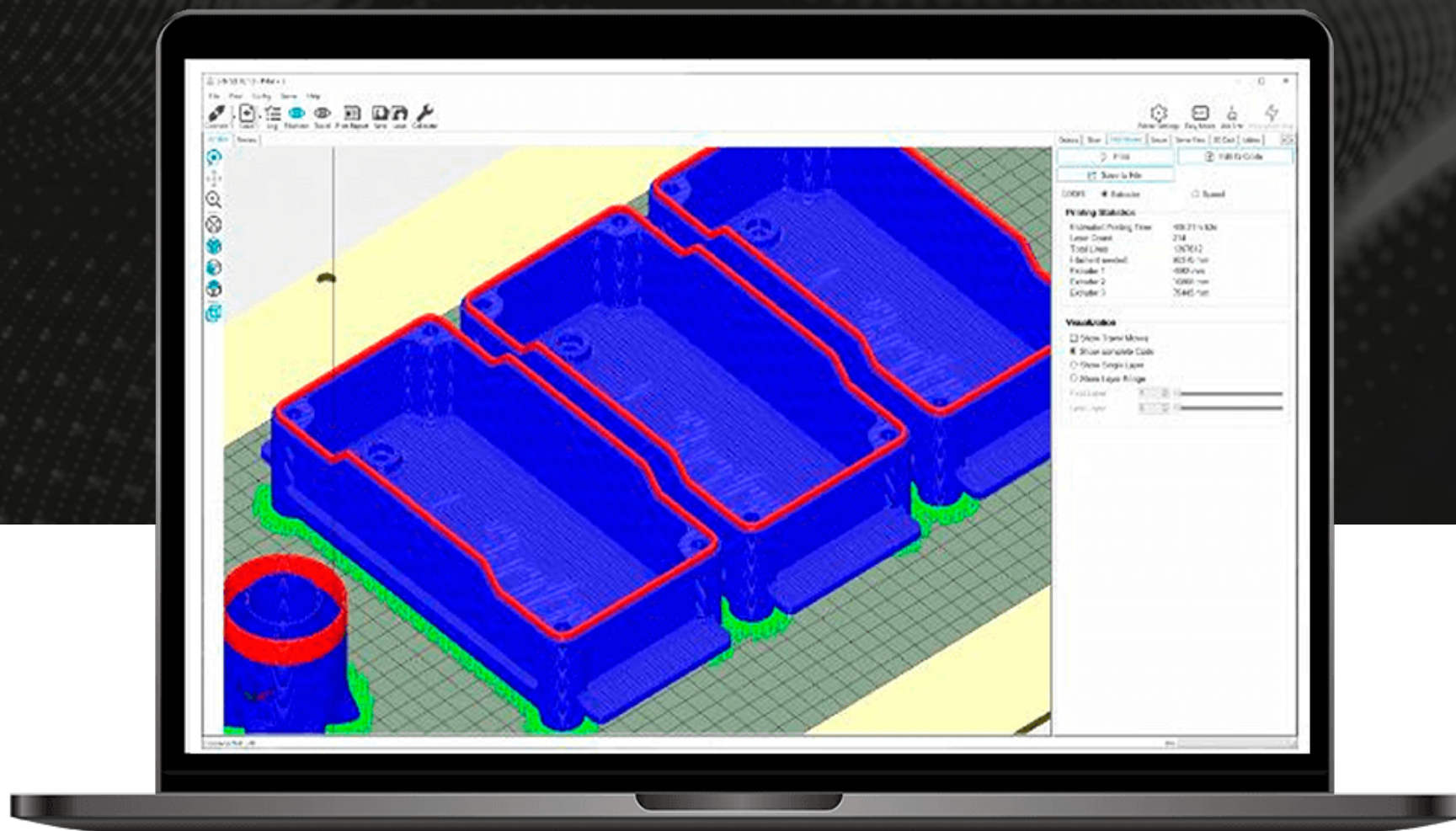
3NTR 3D Software

Assign to each part of your 3D printing the polymer you prefer : with SSI you can print in multi-material with ease and obtain functional components with the expected characteristics already at the first attempt, with exciting results.


Reliability and peace of mind: all parameters managed by SSI have been tested for months and receive daily updates.

SSI, in combination with 3ntr 3D printers, is second to none: with the combination of reliable machinery and constantly updated software you will get excellent ROI values.

Explore on website →



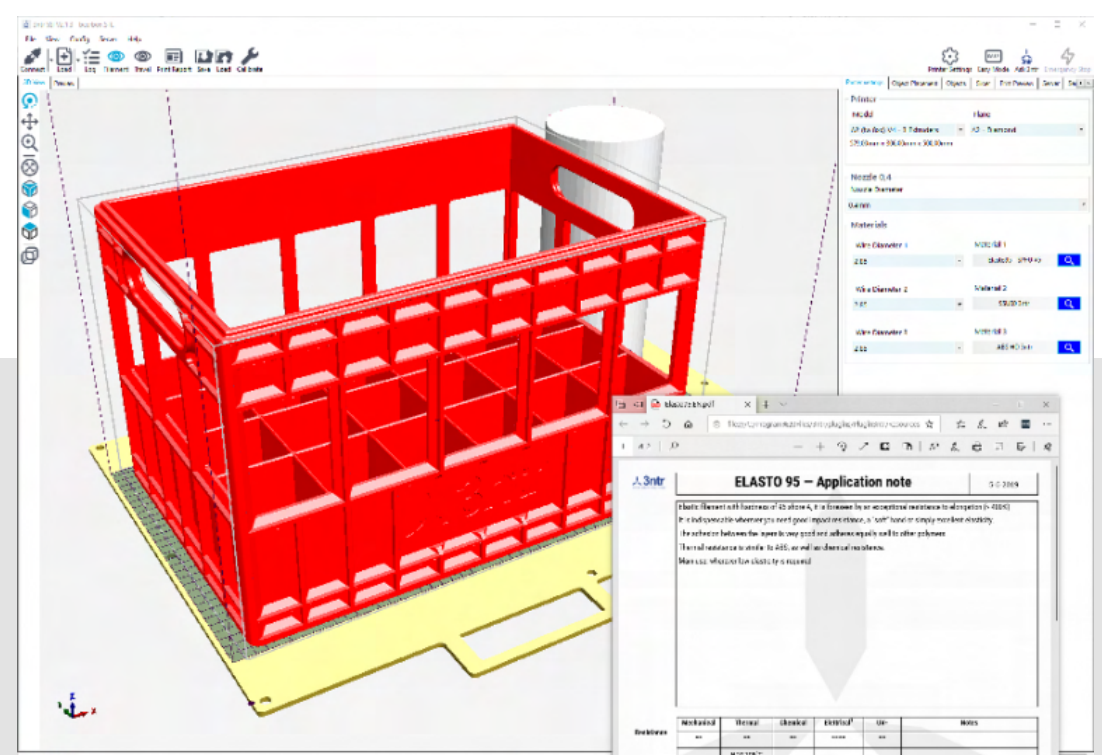
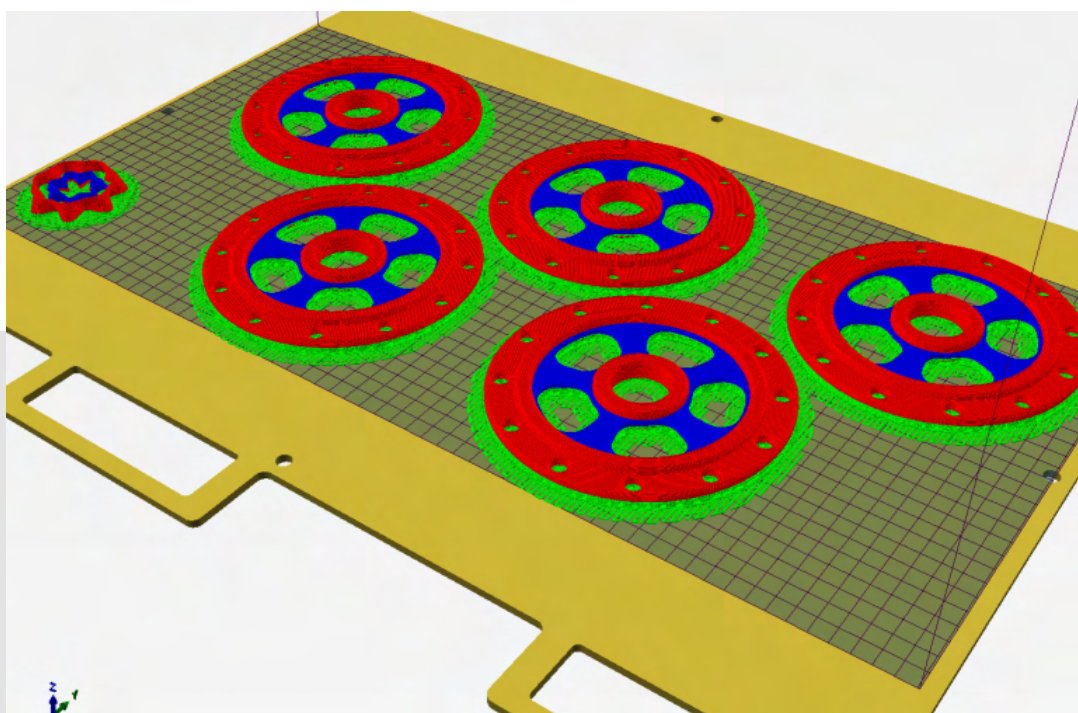
Scroll down for more details



SSI - Smart Slicer Interface is the innovative professional software for 3D printing entirely developed by 3ntr in combination with our printers.

Designed to give easy access to the sophisticated features of 3ntr systems, SSI can handle complex print jobs with just a few clicks and in absolute security. The software and printing parameters receive daily updates: SSI users always work at their best.

Unlike single-extruder machines, all 3ntr 3D printers can handle multiple polymers at the same time. The SSI system prevents the operator from using incompatible polymers or setting incorrect parameters, guaranteeing significant savings in time and material. Thanks to the SSI software you will then have immediate access to the application notes.



✓ Assign the polymer of your choice to each part of your 3D printing:

With SSI it is possible to print in multimaterial with ease and obtain functional components with the expected characteristics already at the first attempt, with exciting results.

✓ Reliability and peace of mind:

All parameters managed by SSI have been tested for months and receive daily updates.

✓ SSI software, in combination with 3ntr 3D printers, is second to none:

With the combination of reliable machinery and constantly updated software you will achieve excellent ROI values.


✓ Print report

SSI creates print reports suitable both in the service environment, for issuing estimates, and in the industrial environment to document the production activity.

✓ Remote 3D printer management

SSI is a complete printing software that also incorporates the ability to manage your 3D printers whether they are a few meters away or in another time zone.

Divide the workload however you want, on any available machine and via webcam constantly monitor the printing activity: all perfectly integrated into SSI.



Materials for 3D Printing

To ensure ultimate performance and production quality, we provide a range of engineering-grade 3D printing

In order to achieve their design goals, engineers can choose from a wide array of optimized materials to meet challenges, while achieving striking visual impact. 3D printing allows designers to fully express their vision in the look and feel of the finished products. 3D Print materials can be as soft as rubber or rigid as metal, withstand high temperature and offer outstanding strength using by composite material, yielding outstanding power to weight ratio.

Ballistic Bit is proud to offer engineering grade 3D Print material, complying with toughest industry requirement, assuring high performance and reliable production quality. Ballistic-Bit is even able to tailor specific material formulation, per customer unique demands.

3D print materials

Leverage production, reduce costs and increase reliability with industry-leading solutions.






PLASTICS-APP

3D Flexible Filaments & Polymers

Throughout the years, Plastics App™ developed proficiency in the field of 3D printing.

- Perform - A12
- Perform - A6
- Perform - ACF
- Perform - CBS
- Perform - FP
- Perform - P
- Perform - U70
- Perform - U95ECO



3NTR 3D Polymers

- ABS
- ABS ESD+
- ABS HD
- ABS FAST
- PC ABS
- PETG Polymer
- ASA Polymer
- PETG Polymer
- ASA Polymer
- ELASTO 85
- ELASTO 95
- ZWAX
- Npower
- CARBON +
- IGLIDUR
- NYLON +
- GLASS +



Composite Materials

- CCF Materials - Ballistic Carbon
- CBF Materials - Composite Basalt Fiber
- SMOOTH PA



BUILDER



3D Printer Filament

Builder Extreme is fully closed to ensure the best print quality possible.


- PLA 3D Printing Filament
- PET 3D Printing Filament
- PRO1 PLA Filament
- PVA-M 3D Printer Filament



PLASTICS-APP


3D Flexible Filaments & Polymers

Plastic app utilizes its advanced equipment, top notch lab capabilities and second to none knowhow to develop and produce industrial filaments with enhanced properties, starting from PP and PA12 through flexible filaments (3D flexible - Shore 70A-95A) and composite materials, and up to high performance 3D Filament materials such as ULTEM, PEAK, PPSU and more.

Explore on website 



Scroll down for all materials






Perform - A12

Carbon fiber 3D Filament

- **Color:** Black (default), Natural
- **Diameter:** 1.75 (default) / 2.85
- **Material:** PA12 (Nylon 12)
- **Weight:** 600 gr



Perform - A6

Nylon 6 3D Filament


- **Color:** Black
- **Diameter:** 1.75 (default) / 2.85
- **Material:** PA6 (Nylon6)
- **Weight:** 600 gr



Perform - ACF

ACF - PA-CF 3D Filament

- **Color:** Black
- **Diameter:** 1.75 (default) / 2.85
- **Material:** PA-CF (Nylon-Carbon Fiber)
- **Weight:** 600 gr



Perform - CBS

High Impact Engineering Filament


- **Color:** Natural (default) / Black
- **Diameter:** 1.75 (default) / 2.85
- **Material:** PC-ABS
- **Weight:** 600 gr



Perform - FP

PP 3D Filament

- **Color:** Black
- **Diameter:** 1.75 (default) / 2.85
- **Material:** Polypropylene
- **Weight:** 600 gr



Perform - P

PP 3D Filament


- **Color:** Black
- **Diameter:** 1.75 (default) / 2.85
- **Material:** Polypropylene
- **Weight:** 600 gr



Perform - U70

TPU 3D Printing 70A

- **Color:** Natural / Black (default)
- **Diameter:** 1.75 (default) / 2.85
- **Material:** TPU Filament (Thermoplastic Polyurethane)
- **Weight:** 500 gr
- **Shore:** 70A



Perform - U95ECO

TPU 95A 3D TPU Filament

- **Color:** Black (default), Natural
- **Diameter:** 1.75 (default) / 2.85
- **Material:** TPU Filament (Thermoplastic Polyurethane)
- **Weight:** 500 gr
- **Shore:** 95A



3ntr 3D Polymers

Imagine the convenience of 3D printing, in full autonomy, a box with a rigid polymer with a soft seal, or a gear with a real bushing integrated polymer!


Excellence Tech is positioning in the market with unique 3ntr printers that allows you to use more than one polymer at the same time without compromise.

Think about the possibility to print by yourself a hard polymer box with a soft gasket or a gear with an integrated bushing!

[Explore on website](#) →



Scroll down for all materials



3ntr 3D Polymers

unique 3ntr printers that allows you to use more than one polymer at the same time without compromise.

 <p>ABS</p>	<h3>ABS</h3> <p>ABS Polymer gets you covered. Good surface quality, can be post processed (sanded/painted/glued) or printed along with many polymers to get functional parts.</p>	 <p>ABS-ESD</p>	<h3>ABS ESD+</h3> <p>Will dissipate any harmful static charge. Specific for printing of production tools of sensitive electronic devices.</p>
 <p>ABS-HD</p>	<h3>ABS HD</h3> <p>Biocompatible: ISO 10993 1 USP Class VI Food contact approved material acc. EU No 10/2011 and 21 CFR FDA</p>	 <p>ABS FAST</p>	<h3>ABS FAST</h3> <p>Print fast with excellent surface Special compound with high melt flow rate, to let you print very fast yet with excellent surface finish. Coupled with 0.6 or 0.8 nozzles you can decrease printing times up to 50%!</p>
 <p>PCABS</p>	<h3>PC ABS</h3> <p>Chemical resistance too, is better. PC ABS polymer works in hot water, can be plated, has better impact strength than ABS.</p>	 <p>PETG</p>	<h3>PETG Polymer</h3> <p>Average surface quality. Cost effective solution for food contact and good tensile strength.</p>
 <p>ASA</p>	<h3>ASA Polymer</h3> <p>The polymer with the best UV resistance. If you don't like the glossiness of ABS, or you need best UV resistance, this is your polymer.</p>	 <p>ELASTO</p>	<h3>ELASTO 85 / ELASTO 95</h3> <p>Available in firm (SH 95A) and soft (SH 85A) versions. Vibration dampening, mild gasketing requirements, tool grips, scratchproof jigs: all those jobs are perfect for the ELASTO family.</p>
 <p>ZWAX</p>	<h3>ZWAX</h3> <p>The perfect polymer for obtaining moldings. Parts printed with this polymer are perfect for lost wax (aka microcasting). To get metal parts at prices and density often better than the one from expensive sintering machines.</p>	 <p>IGLIDUR</p>	<h3>IGLIDUR</h3> <p>Perfect application with 3ntr multimaterial capabilities. The tribologic (aka: low friction) properties of this polymer find perfect application with 3ntr multimaterial capabilities.</p>
 <p>NYLON+</p>	<h3>NYLON +</h3> <p>Good thermal and mechanical resistance. Nylon + polymer is perfect for jigs, poka-yoke and other tools.</p>	 <p>GLASS+</p>	<h3>GLASS +</h3> <p>Popular into automotive production. When you ask for more performance from nylon, adding hollow microspheres gets you lighter builds, with better heat resistance and electrical insulation capabilities.</p>
 <p>CARBON+</p>	<h3>CARBON +</h3> <p>Heat resistance is impressive as well. The ultimate nylon is compounded with carbon microfibers to reach very high tensile and flexural strengths.</p>	 <p>NPOWER</p>	<h3>Npower</h3> <p>Almost no chemical compound can degrade this polymer. Npower has also self extinguishing (UL94 V0).</p>



anisoprint Composite Materials

Composite reinforcing fibers in the form of a tow comprised of thousands of ultrathin carbon or basalt monofilaments. Impregnated with a special polymer composition ensuring high-quality adhesion between the polymers and the fiber. Composite fiber is used to reinforce the plastic during fabrication of the part.


CCF Materials & CBF Materials:

Additive manufacturing solutions of composite parts reinforced with continuous fibers, is based on dual-matrix composite co-extrusion technology (CFC - Composite Fiber Co-extrusion) and allows manufacturing strong, lightweight parts of complex shapes to tailored material properties. Learn more about composite 3D printing.

[Explore on website](#) →



Scroll down for all materials



anisoprint Composite Materials

Composite reinforcing fibers in the form of a tow comprised of thousands of ultrathin carbon or basalt monofilaments.

CCF Materials - Ballistic Carbon Fiber

30 times stiffer & stronger than normal plastic.

- Strength-to-weight ratio is more than 5 times higher than for 2024-T351 Aluminum.
- Stiffness-to-weight ratio is more than 5 times higher than for 2024-T351 Aluminum.
- 7 times lighter than steel and strong as stainless steel.



CBF Materials - Composite Basalt Fiber

15 times stiffer & stronger than normal plastic.

- Strength-to-weight ratio is more than 2 times higher than for 2024-T351 Aluminum.
- 5 times lighter than steel and strong as stainless steel.
- A 750m spool will be enough to fabricate a fully composite 55x55x55mm cube or a fully composite A4-sized plate with a thickness of 2.5mm.
- A 750m spool will be enough to fabricate a fully composite 55x55x55mm cube or a fully composite A4-sized plate with a thickness of 2.5mm.




SMOOTH PA

Can be printed without a dryer.

Plastic specially formulated by Polymaker for the perfect surface quality and ease of use. SMOOTH PA gives parts a smooth finish and matte look, it is used for the external shell of the part.

It is a perfect choice for making a surface stiff and hard, featuring better mechanical properties than pure plastics. It is a carbon fiber-filled polyamide developed by Polymaker specifically for the perfect surface quality and ease of use.






BUILDER

BUILDER 3D Printer Filament


All the models come with Builder's self-developed Dual-Feed extruder, a 7-inch touch display, a heated bed (up to 60°C) and an on-board camera, Wi-Fi connection and an integrated UPS system which enables you to finish a print after an unexpected power cut.

Builder Extreme is fully closed to ensure the best print quality possible. With Builder Extreme, large scale 3D printing has become affordable and accessible.

Explore on website →




Scroll down for all materials



BUILDER 3D Printer Filament



Builder Extreme is fully closed to ensure the best print quality possible.



PLA 3D Printing Filament

PLA 1.75MM FILAMENT (Polylactic Acid)

- **Material:** PLA
- **Weight (Kg):** 4,5kg
- **Colors:** Blue-White-Red
Orange-Yellow
Grey-Black
- **Diameter (mm):** 1,75mm
- **Nozzle (°C):** 210-220 °C
- **Bed (°C):** 45-60 °C
- **Use For:** Moulds, tooling, 3D prototyping and props.



PET 3D Printing Filament

Polyethylene terephthalate (PET)


- **Material:** PET
- **Weight (Kg):** 4,5kg
- **Colors:**
Transparent-Gold-Red
Yellow-Orange-Green
Blue-Black
- **Diameter (mm):** 1,75mm
- **Nozzle (°C):** 210-220 °C
- **Bed (°C):** 45-60 °C
- **Use For:** Food packaging, packaging, 3D prototyping.



PRO1 PLA Filament

BASF Ultrafuse PRO1 PLA Filament

- **Material:** PRO1
- **Weight (Kg):** 4,5kg
- **Colors:** Black
Grey
White
- **Diameter (mm):** 1,75mm
- **Nozzle (°C):** 210-220 °C
- **Bed (°C):** 45-60 °C
- **Use For:** 3D prototyping, moulds, and end products.



PVA-M 3D Printer Filament

PVA Filament

- **Material:** PVA-M
- **Weight (Kg):** 1,0kg
- **Colors:** White
- **Diameter (mm):** 1,75mm
- **Nozzle (°C):** 210-220 °C
- **Bed (°C):** 35-60 °C
- **Use For:** Dual prints for support




**Seamless workflow
From early product concept
to final production.**

| Stay up to date with 3D News & Articles

Explore on website →

| Contact us

 ballistic-bit.com

 +972-50-255-6862

 office@ballistic-bit.com

 in



